

ESSENTIALS FOR LIVING®
SOURCEBOOK









Vol.4

Price List - Update 2

















MSRP
EFFECTIVE OCTOBER 15, 2024











ESSENTIALS FOR LIVING®

IMAGE	COLLECTION	ITEM #	DESCRIPTION	W	D	H	PCS/ CTN	CBM	CBF	GROSS LBS	NET LBS	MSRP	MAP
DINING ROOM													
	TRADITIONS	6129.LHON	ADLER EXTENSION DINING TABLE Light Honey Oak <small>(T) SEE TERMS & CONDITIONS FOR SPECIAL CONSIDERATIONS</small>	71-102.5"	35.5"	30"	1 PC / 1 CTN	0.529	18.689	190	164	\$2,249.00	\$1,899.00
	TRADITIONS	6129.NG	ADLER EXTENSION DINING TABLE Natural Gray Acacia <small>(T) SEE TERMS & CONDITIONS FOR SPECIAL CONSIDERATIONS</small>	71-102.5"	35.5"	30"	1 PC / 1 CTN	0.529	18.689	188	165	\$2,249.00	\$1,899.00
	TRADITIONS	6130.NG	ADLER MEDIA SIDEBORD Natural Gray Acacia <small>(T) SEE TERMS & CONDITIONS FOR SPECIAL CONSIDERATIONS</small>	64"	20"	34"	1 PC / 1 CTN	1.096	38.702	209	185	\$2,899.00	\$2,469.00
	TRADITIONS	6127.NG/BSTL	ATLAS MEDIA SIDEBORD Natural Gray Acacia, Brushed Stainless Steel <small>(T) SEE TERMS & CONDITIONS FOR SPECIAL CONSIDERATIONS</small>	63.25"	19"	35"	1 PC / 1 CTN	1.072	37.861	164	141	\$2,999.00	\$2,549.00
	TRADITIONS	6087.DGR-BGLD/WHT	AZURE CARRERA MEDIA SIDEBORD White Carrera Marble, Dove Gray, Brushed Gold <small>(T) SEE TERMS & CONDITIONS FOR SPECIAL CONSIDERATIONS</small>	71"	19"	36"	1 PC / 1 CTN	1.296	45.765	369	278	\$4,299.00	\$3,649.00
	TRADITIONS	6087.NAV-BGLD/WHT	AZURE CARRERA MEDIA SIDEBORD White Carrera Marble, Navy Blue, Brushed Gold <small>(T) SEE TERMS & CONDITIONS FOR SPECIAL CONSIDERATIONS</small>	71"	19"	36"	1 PC / 1 CTN	1.296	45.765	369	278	\$4,299.00	\$3,649.00
	TRADITIONS	6087.NG-BSTL/WHT	AZURE CARRERA MEDIA SIDEBORD White Carrera Marble, Natural Gray Acacia, Brushed Stainless Steel <small>(T) SEE TERMS & CONDITIONS FOR SPECIAL CONSIDERATIONS</small>	71"	19"	36"	1 PC / 1 CTN	1.296	45.765	369	278	\$4,299.00	\$3,649.00
	BRONZE BAY	5275.NAT-OAK	NEW BELFAST 54" ROUND DINING TABLE Natural Oak	54"	54"	29.75"	1 PC / 2 CTNS	0.963	34.019	226	181	\$2,479.00	\$2,099.00









ESSENTIALS FOR LIVING®

IMAGE	COLLECTION	ITEM #	DESCRIPTION	W	D	H	PCS/ CTN	CBM	CBF	GROSS LBS	NET LBS	MSRP	MAP
	BELLA ANTIQUE	8014.WW-PNE	BRIDGE DINING TABLE White Wash Pine  SEE TERMS & CONDITIONS FOR SPECIAL CONSIDERATIONS	78.75"	39.5"	30.25"	1 PC / 2 CTNS	0.929	32.808	133	120	\$2,599.00	\$2,199.00
	BELLA ANTIQUE	8039.SGRY-PNE/BGLD	CANAL EXTENSION DINING TABLE Smoke Gray Pine, Brushed Gold Inlay  SEE TERMS & CONDITIONS FOR SPECIAL CONSIDERATIONS	84-102"	42"	30"	1 PC / 2 CTNS	0.702	24.791	205	183	\$3,349.00	\$2,849.00
	BELLA ANTIQUE	8087.SGRY-OAK/CN	CANE MEDIA SIDEBOARD Smoke Gray Oak, Smoke Gray Cane, Brushed Gold  SEE TERMS & CONDITIONS FOR SPECIAL CONSIDERATIONS	63"	18"	31.5"	1 PC / 1 CTN	0.715	25.25	146	133	\$3,499.00	\$2,999.00
	BELLA ANTIQUE	8086.SGRY-OAK/CN	CARINA MEDIA SIDEBOARD Smoke Gray Oak, Smoke Gray Cane  SEE TERMS & CONDITIONS FOR SPECIAL CONSIDERATIONS	73.5"	17.75"	34.25"	1 PC / 1 CTN	0.938	33.125	132	120	\$3,699.00	\$3,099.00
	BELLA ANTIQUE	8043-L.SGRY-PNE	CHELSEA 42" ROUND DINING TABLE Smoke Gray Pine  SEE TERMS & CONDITIONS FOR SPECIAL CONSIDERATIONS	42.25"	42.25"	30"	1 PC / 2 CTNS	0.318	11.23	67	55	\$1,729.00	\$1,449.00
	BELLA ANTIQUE	8043.SGRY-PNE	CHELSEA 36" ROUND DINING TABLE Smoke Gray Pine  SEE TERMS & CONDITIONS FOR SPECIAL CONSIDERATIONS	35.5"	35.5"	30"	1 PC / 2 CTNS	0.268	9.464	59	46.5	\$1,529.00	\$1,299.00
	TRADITIONS	6063.BBRN	COULTER 42" ROUND DINING TABLE Burnished Brown Ash  SEE TERMS & CONDITIONS FOR SPECIAL CONSIDERATIONS	42"	42"	30"	1 PC / 2 CTNS	0.464	16.397	108	89	\$1,399.00	\$1,189.00
	TRADITIONS	6063.NG	COULTER 42" ROUND DINING TABLE Natural Gray Ash  SEE TERMS & CONDITIONS FOR SPECIAL CONSIDERATIONS	42"	42"	30"	1 PC / 2 CTNS	0.464	16.397	108	89	\$1,399.00	\$1,189.00

















ESSENTIALS FOR LIVING®

IMAGE	COLLECTION	ITEM #	DESCRIPTION	W	D	H	PCS/ CTN	CBM	CBF	GROSS LBS	NET LBS	MSRP	MAP
	TRADITIONS	6064.BBRN	COULTER 54" ROUND DINING TABLE Burnished Brown Ash <small>(T) SEE TERMS & CONDITIONS FOR SPECIAL CONSIDERATIONS</small>	54"	54"	30"	1 PC / 2 CTNS	0.702	24.777	169	138	\$1,899.00	\$1,599.00
	TRADITIONS	6064.NG	COULTER 54" ROUND DINING TABLE Natural Gray Ash <small>(T) SEE TERMS & CONDITIONS FOR SPECIAL CONSIDERATIONS</small>	54"	54"	30"	1 PC / 2 CTNS	0.702	24.777	164	138	\$1,899.00	\$1,599.00
	TRADITIONS	6070.NG	DEVON 54" ROUND EXTENSION DINING TABLE Natural Gray Acacia <small>(T) SEE TERMS & CONDITIONS FOR SPECIAL CONSIDERATIONS</small>	54-72"	54"	30"	1 PC / 3 CTNS	0.703	24.809	176	144	\$2,349.00	\$1,999.00
	BELLA ANTIQUE	8015.WW-PNE/WHTQ	EMERIE MEDIA SIDEBBOARD White Wash Pine, White Quartz <small>(BA) SEE TERMS & CONDITIONS FOR SPECIAL CONSIDERATIONS</small>	62.25"	17"	31.5"	1 PC / 2 CTNS	0.799	28.217	194	162	\$2,999.00	\$2,549.00
	BELLA ANTIQUE	8013.SGRY-PNE	HAYES EXTENSION DINING TABLE Smoke Gray Pine <small>(BA) SEE TERMS & CONDITIONS FOR SPECIAL CONSIDERATIONS</small>	86.5-118"	39.5"	29.75"	1 PC / 2 CTNS	0.833	29.417	194	168	\$3,499.00	\$2,999.00
	BRONZE BAY	5264.NAT-OAK	NEW HIGHLAND MEDIA SIDEBBOARD Natural Oak, Polished Brass (KD LEG CONSTRUCTION)	63"	18"	31.5"	1 PC / 1 CTN	0.714	25.215	0		\$2,349.00	\$1,999.00
	TRADITIONS	6142.B-BLK/NAT	HOLLAND MEDIA SIDEBBOARD Brushed Black Acacia, Natural Rattan, Brushed Brass & Acrylic <small>(T) SEE TERMS & CONDITIONS FOR SPECIAL CONSIDERATIONS</small>	71"	18"	35.25"	1 PC / 1 CTN	1.118	39.468	210	169.2	\$2,999.00	\$2,549.00
	TRADITIONS	6142.WHT/NAT	HOLLAND MEDIA SIDEBBOARD Matte White, Natural Rattan, Brushed Brass & Acrylic <small>(T) SEE TERMS & CONDITIONS FOR SPECIAL CONSIDERATIONS</small>	71"	18"	35.25"	1 PC / 1 CTN	1.118	39.468	207	169.2	\$3,299.00	\$2,799.00









ESSENTIALS FOR LIVING®

IMAGE	COLLECTION	ITEM #	DESCRIPTION	W	D	H	PCS/ CTN	CBM	CBF	GROSS LBS	NET LBS	MSRP	MAP
	TRADITIONS	6015.NG	HUDSON EXTENSION DINING TABLE Natural Gray Acacia <small>(T) SEE TERMS & CONDITIONS FOR SPECIAL CONSIDERATIONS</small>	78-110"	39.5"	29.5"	1 PC / 3 CTNS	0.585	20.673	276	269	\$2,349.00	\$1,999.00
	TRADITIONS	6031.NG	HUDSON 44" SQUARE EXTENSION DINING TABLE Natural Gray Acacia <small>(T) SEE TERMS & CONDITIONS FOR SPECIAL CONSIDERATIONS</small>	44-64"	44"	30"	1 PC / 2 CTNS	0.487	17.184	159	139	\$1,699.00	\$1,449.00
	TRADITIONS	6035.NG	HUNTER MEDIA SIDEBOARD Natural Gray Acacia, Antique Bronze <small>(T) SEE TERMS & CONDITIONS FOR SPECIAL CONSIDERATIONS</small>	70"	19"	35.25"	1 PC / 1 CTN	1.175	41.492	295	250	\$3,079.00	\$2,599.00
	DISTRICT	4630.BLK/AGRY	INDUSTRY RECTANGLE DINING TABLE Ash Gray Concrete, Distressed Black Iron <small>(D) SEE TERMS & CONDITIONS FOR SPECIAL CONSIDERATIONS</small>	87"	39.5"	30"	1 PC / 2 CTNS	0.53	18.717	377	275	\$2,479.00	\$2,099.00
	DISTRICT	4630.BRA/IVO	INDUSTRY RECTANGLE DINING TABLE Ivory Concrete, Brass <small>(D) SEE TERMS & CONDITIONS FOR SPECIAL CONSIDERATIONS</small>	87"	39.5"	30"	1 PC / 2 CTNS	0.53	18.717	327	275	\$2,479.00	\$2,099.00
	DISTRICT	4632-RD.BRA/IVO	INDUSTRY 60" ROUND DINING TABLE Ivory Concrete, Brass <small>(D) SEE TERMS & CONDITIONS FOR SPECIAL CONSIDERATIONS</small>	60"	60"	30"	1 PC / 2 CTNS	0.51	18.011	281	168	\$2,129.00	\$1,799.00
	TRADITIONS	6125.LHON/BGLD	KLEIN DINING TABLE Light Honey Oak, Brushed Gold <small>(T) SEE TERMS & CONDITIONS FOR SPECIAL CONSIDERATIONS</small>	90.25"	40.75"	29.75"	1 PC / 1 CTN	0.851	30.042	190	165	\$1,999.00	\$1,699.00
	TRADITIONS	6109.NG/PRL-SHG/BSL	LORIN SHAGREEN MEDIA SIDEBOARD Pearl Shagreen, Natural Gray Acacia, Lucite, Brushed Silver, Brushed Stainless Steel & Acrylic <small>(T) SEE TERMS & CONDITIONS FOR SPECIAL CONSIDERATIONS</small>	67"	19"	34.5"	1 PC / 1 CTN	1.161	41.008	252	219	\$3,549.00	\$2,999.00











ESSENTIALS FOR LIVING®

IMAGE	COLLECTION	ITEM #	DESCRIPTION	W	D	H	PCS/ CTN	CBM	CBF	GROSS LBS	NET LBS	MSRP	MAP
	BELLA ANTIQUE	8040.SGRY-PNE	MONASTERY EXTENSION DINING TABLE Smoke Gray Pine  SEE TERMS & CONDITIONS FOR SPECIAL CONSIDERATIONS	84-120"	43"	30"	1 PC / 3 CTNS	1.152	40.683	250	190	\$3,999.00	\$3,399.00
	TRADITIONS	6089.NG	PLAZA EXTENSION DINING TABLE Natural Gray Acacia  SEE TERMS & CONDITIONS FOR SPECIAL CONSIDERATIONS	84-119.5"	42"	30"	1 PC / 3 CTNS	1.188	41.961	341	284.4	\$3,299.00	\$2,799.00
	BELLA ANTIQUE	8102.WW-PNE	ROMA DINING TABLE White Wash Pine  SEE TERMS & CONDITIONS FOR SPECIAL CONSIDERATIONS	86.5"	42"	30"	1 PC / 3 CTNS	1.134	40.047	218	194	\$3,899.00	\$3,299.00
	BELLA ANTIQUE	8103.SGRY-PNE	NEW FINISH ROMA 54" ROUND DINING TABLE Smoke Gray Pine  SEE TERMS & CONDITIONS FOR SPECIAL CONSIDERATIONS	54"	54"	30"	1 PC / 2 CTNS	0.66	23.308	191	173	\$2,949.00	\$2,499.00
	BELLA ANTIQUE	8103.WW-PNE	ROMA 54" ROUND DINING TABLE White Wash Pine  SEE TERMS & CONDITIONS FOR SPECIAL CONSIDERATIONS	54"	54"	30"	1 PC / 2 CTNS	0.66	23.308	191	173	\$2,999.00	\$2,549.00
	TRADITIONS	6110.PRL-SHG/BBRS	SONIA SHAGREEN MEDIA SIDEBOARD Pearl Shagreen, Lucite, Brushed Brass & Acrylic  SEE TERMS & CONDITIONS FOR SPECIAL CONSIDERATIONS	67"	19"	34.5"	1 PC / 1 CTN	1.161	41.008	256	223	\$3,999.00	\$3,399.00
	TRADITIONS	6128.NG	TORREY 60" ROUND EXTENSION DINING TABLE Natural Gray Acacia  SEE TERMS & CONDITIONS FOR SPECIAL CONSIDERATIONS	60-77.5"	60"	30"	1 PC / 2 CTNS	1.33	46.958	205	181	\$3,499.00	\$2,979.00
	TRADITIONS	6116.NG	TROPEA EXTENSION DINING TABLE Natural Gray Acacia  SEE TERMS & CONDITIONS FOR SPECIAL CONSIDERATIONS	82-113.5"	42"	30"	1 PC / 2 CTNS	0.808	28.542	315	271.67	\$2,799.00	\$2,379.00













ESSENTIALS FOR LIVING®

IMAGE	COLLECTION	ITEM #	DESCRIPTION	W	D	H	PCS/ CTN	CBM	CBF	GROSS LBS	NET LBS	MSRP	MAP
	BELLA ANTIQUE	8082.SGRY-OAK/WPO	WEAVE MEDIA SIDEBORD Smoke Gray Oak, White Painted Oak, Brushed Gold <small>SEE TERMS & CONDITIONS FOR SPECIAL CONSIDERATIONS</small>	74"	18.5"	35.5"	1 PC / 1 CTN	1.019	35.986	182	152	\$3,999.00	\$3,399.00
	BELLA ANTIQUE	8018.SGRY-PNE/WHTQ	NEW FINISH WILLOW MEDIA SIDEBORD Smoke Gray Pine, White Quartz <small>SEE TERMS & CONDITIONS FOR SPECIAL CONSIDERATIONS</small>	67"	18.25"	35.75"	1 PC / 2 CTNS	1.001	35.35	182	146	\$3,299.00	\$2,799.00
	BELLA ANTIQUE	8018.WW-PNE/WHTQ	WILLOW MEDIA SIDEBORD White Wash Pine, White Quartz <small>SEE TERMS & CONDITIONS FOR SPECIAL CONSIDERATIONS</small>	67"	18.25"	35.75"	1 PC / 2 CTNS	1.001	35.35	182	146	\$3,299.00	\$2,799.00
DINING ROOM SEATING													
	WOVEN	6813.FGRY/LPPRL/FG	NEW ADAMO DINING CHAIR French Gray Cabana Loom, LiveSmart Peyton-Pearl, French Gray Mahogany	21.5"	23.75"	33"	2 PCS / 1 CTN	0.418	14.748	65	22	\$829.00	\$699.00
	WOVEN	6813CS.FGRY/LPPRL/FG	NEW ADAMO COUNTER STOOL French Gray Cabana Loom, LiveSmart Peyton-Pearl, French Gray Mahogany	20.75"	21.25"	34.25"	1 PC / 1 CTN	0.373	13.155	33	22	\$879.00	\$749.00
	ORCHARD	5144.SAB/WAL	ALEX DINING CHAIR Sable Top Grain Leather, Walnut	19"	22"	34"	2 PCS / 1 CTN	0.177	6.233	36	15.5	\$599.00	\$499.00
	ORCHARD	5144CS.SAB/WAL	ALEX COUNTER STOOL Sable Top Grain Leather, Walnut	17"	22.5"	36.75"	1 PC / 1 CTN	0.262	9.253	22	15	\$699.00	\$599.00
	ORCHARD	5131.ALA/NG	AURORA DINING CHAIR Alabaster Top Grain Leather, Natural Gray	20.5"	25.5"	40"	2 PCS / 1 CTN	0.285	10.065	40	15.5	\$599.00	\$499.00









ESSENTIALS FOR LIVING®

IMAGE	COLLECTION	ITEM #	DESCRIPTION	W	D	H	PCS/ CTN	CBM	CBF	GROSS LBS	NET LBS	MSRP	MAP
	ORCHARD	5131.ALA/WAL	AURORA DINING CHAIR Alabaster Top Grain Leather, Walnut	20.5"	25.5"	40"	2 PCS / 1 CTN	0.285	10.065	40	15.5	\$599.00	\$499.00
	ORCHARD	5131.DKUMB/DW	AURORA DINING CHAIR Dark Umber Top Grain Leather, Dark Wenge	20.5"	25.5"	40"	2 PCS / 1 CTN	0.285	10.065	40	15.5	\$599.00	\$499.00
	WOVEN	6840.WTA/PUM/NG	NEW FINISH BAYVIEW DINING CHAIR Taupe & White Flat Rope, Performance Pumice, Natural Gray Mahogany	19.5"	25.5"	37"	2 PCS / 1 CTN	0.302	10.651	52	16	\$699.00	\$599.00
	WOVEN	6840CS.WTA/PUM/NG	NEW FINISH BAYVIEW COUNTER STOOL Taupe & White Flat Rope, Performance Pumice, Natural Gray Mahogany	19.75"	22"	40.75"	1 PC / 1 CTN	0.355	12.54	31	19	\$749.00	\$629.00
	STITCH & HAND	7107UP.CAR/NG	NEW FINISH BENNETT ARM CHAIR Caramel Velvet, Natural Gray Oak	27"	29"	47.5"	1 PC / 1 CTN	0.8	28.252	52	40.2	\$1,199.00	\$999.00
	STITCH & HAND	7107UP.DDOV/NG	BENNETT ARM CHAIR Dark Dove Velvet, Natural Gray Oak	27"	29"	47.5"	1 PC / 1 CTN	0.8	28.252	52	40.2	\$1,199.00	\$999.00
	STITCH & HAND	6663.TXCRM/NG	NEW BLUME DINING CHAIR Performance Textured Cream Linen, Natural Gray Oak, Cane  SEE TERMS & CONDITIONS FOR SPECIAL CONSIDERATIONS	19.5"	23"	35"	2 PCS / 1 CTN	0.23	8.122	21	15	\$889.00	\$749.00
	STITCH & HAND	6663CS.TXCRM/NG	NEW BLUME COUNTER STOOL Performance Textured Cream Linen, Natural Gray Oak, Cane  SEE TERMS & CONDITIONS FOR SPECIAL CONSIDERATIONS	18.75"	21.75"	39.25"	1 PC / 1 CTN	0.285	10.065	24	16	\$949.00	\$799.00









ESSENTIALS FOR LIVING®

IMAGE	COLLECTION	ITEM #	DESCRIPTION	W	D	H	PCS/ CTN	CBM	CBF	GROSS LBS	NET LBS	MSRP	MAP
	STITCH & HAND	6661.BISQ/MBO	CELA DINING CHAIR Bisque, Matte Brown Oak, Matte Brown Cane  SEE TERMS & CONDITIONS FOR SPECIAL CONSIDERATIONS	19.5"	23"	34.5"	2 PCS / 1 CTN	0.22	7.769	35	12	\$799.00	\$679.00
	STITCH & HAND	6661.BISQ/NG	CELA DINING CHAIR Bisque, Natural Gray Oak, Natural Gray Cane <i>SEE TERMS & CONDITIONS FOR SPECIAL CONSIDERATIONS</i>	19.5"	23"	34.5"	2 PCS / 1 CTN	0.22	7.769	35	12	\$799.00	\$679.00
	STITCH & HAND	6661CS.BISQ/MBO	CELA COUNTER STOOL Bisque, Matte Brown Oak, Matte Brown Cane  SEE TERMS & CONDITIONS FOR SPECIAL CONSIDERATIONS	18.5"	21"	40"	1 PC / 1 CTN	0.271	9.57	20	13.25	\$899.00	\$759.00
	STITCH & HAND	6661CS.BISQ/NG	CELA COUNTER STOOL Bisque, Natural Gray Oak, Natural Gray Cane  SEE TERMS & CONDITIONS FOR SPECIAL CONSIDERATIONS	18.5"	21"	40"	1 PC / 1 CTN	0.271	9.57	20	13.25	\$899.00	\$759.00
	STITCH & HAND	7094.DDOV-GLD/NG	CELINA DINING CHAIR Dark Dove Velvet, Natural Gray Oak, Gold Nails	24.5"	24"	37"	1 PC / 1 CTN	0.485	17.117	25	19	\$749.00	\$629.00
	STITCH & HAND	7094.DEN-BSL/NG	CELINA DINING CHAIR Denim Velvet, Natural Gray Oak, Brushed Silver Nails	24.5"	24"	37"	1 PC / 1 CTN	0.485	17.117	25	19	\$749.00	\$629.00
	ESSENTIALS	6417UP.BIS-BT/NG	CHATEAU ARM CHAIR Performance Bisque French Linen, Natural Gray Ash,  SEE TERMS & CONDITIONS FOR SPECIAL CONSIDERATIONS	29"	29"	48"	1 PC / 1 CTN	0.7	24.721	53	42	\$1,099.00	\$939.00
	ESSENTIALS	6417UP.LPPRL-BT/NG	CHATEAU ARM CHAIR LiveSmart Peyton-Pearl, Natural Gray Ash,	29"	29"	48"	1 PC / 1 CTN	0.7	24.721	53	42	\$999.00	\$849.00









ESSENTIALS FOR LIVING®

IMAGE	COLLECTION	ITEM #	DESCRIPTION	W	D	H	PCS/ CTN	CBM	CBF	GROSS LBS	NET LBS	MSRP	MAP
	ESSENTIALS	6419UP.BIS	COLETTE SLIPCOVER DINING CHAIR Performance Bisque French Linen ⓔ SEE TERMS & CONDITIONS FOR SPECIAL CONSIDERATIONS	23"	27"	41"	2 PCS / 1 CTN	0.3	10.595	60	26.6	\$599.00	\$499.00
	ESSENTIALS	6419UP.LPPRL	COLETTE SLIPCOVER DINING CHAIR LiveSmart Peyton-Pearl	23"	27"	41"	2 PCS / 1 CTN	0.3	10.595	60	26.6	\$549.00	\$469.00
	ESSENTIALS	6412UP.BIS-GLD	COLLEEN DINING CHAIR Performance Bisque French Linen, Gold Nails ⓔ SEE TERMS & CONDITIONS FOR SPECIAL CONSIDERATIONS	22.5"	26"	40.5"	2 PCS / 1 CTN	0.29	10.241	66	28	\$599.00	\$499.00
	WOVEN	6848.WTA/NG	COSTA BENCH Taupe & White Flat Rope, Natural Gray Mahogany	52"	17.5"	18.5"	1 PC / 1 CTN	0.382	13.487	27	21	\$769.00	\$649.00
	WOVEN	6849.WTA/PUM/NG	COSTA DINING CHAIR Taupe & White Flat Rope, Performance Pumice, Natural Gray Mahogany	19"	22"	34.5"	2 PCS / 1 CTN	0.215	7.582	33	12	\$599.00	\$499.00
	WOVEN	6849CS.WTA/NG	COSTA BACKLESS COUNTER STOOL Taupe & White Flat Rope, Natural Gray Mahogany	17.25"	17.5"	26"	1 PC / 1 CTN	0.181	6.374	15	9	\$429.00	\$359.00
	WOVEN	6849CSBK.WTA/PUM/ NG	COSTA COUNTER STOOL Taupe & White Flat Rope, Performance Pumice, Natural Gray Mahogany	18.5"	21.25"	40"	1 PC / 1 CTN	0.276	9.761	22	13.6	\$749.00	\$629.00
	TRADITIONS	6012CS.BGLD/IVT	NEW FINISH CRESTA COUNTER STOOL Ivanhoe Toast, Brushed Gold ⓧ SEE TERMS & CONDITIONS FOR SPECIAL CONSIDERATIONS	16"	13.75"	26.5"	1 PC / 1 CTN	0.12	4.248	18	10	\$429.00	\$369.00













ESSENTIALS FOR LIVING®

IMAGE	COLLECTION	ITEM #	DESCRIPTION	W	D	H	PCS/ CTN	CBM	CBF	GROSS LBS	NET LBS	MSRP	MAP
	TRADITIONS	6012CS.BGLD/LPPRL	CRESTA COUNTER STOOL LiveSmart Peyton-Pearl, Brushed Gold	16"	13.75"	26.5"	1 PC / 1 CTN	0.12	4.248	18	10	\$429.00	\$369.00
	TRADITIONS	6017.NG/STO-SLV	DEXTER DINING CHAIR Stone Linen, Natural Gray, Silver Nails (KD CONSTRUCTION) Ⓣ SEE TERMS & CONDITIONS FOR SPECIAL CONSIDERATIONS	20.5"	24"	40"	2 PCS / 1 CTN	0.091	3.228	50	23	\$469.00	\$399.00
	STITCH & HAND	6664.DDOV/NG	DRAKE ARM CHAIR Dark Dove Velvet, Natural Gray Oak	24"	24"	34"	1 PC / 1 CTN	0.434	15.327	31	22.2	\$879.00	\$749.00
	STITCH & HAND	6664CS.DDOV/NG	DRAKE COUNTER STOOL Dark Dove Velvet, Natural Gray Oak	24"	24"	38.5"	1 PC / 1 CTN	0.47	16.598	34	24.5	\$999.00	\$849.00
	STITCH & HAND	6664.LPPRL/NG	DRAKE SLIPCOVER ARM CHAIR LiveSmart Peyton-Pearl, Natural Gray Oak	24"	24"	34"	1 PC / 1 CTN	0.349	12.325	30	22.2	\$879.00	\$749.00
	STITCH & HAND	6664CS.LPPRL/NG	DRAKE SLIPCOVER COUNTER STOOL LiveSmart Peyton-Pearl, Natural Gray Oak	23.5"	24.5"	39.5"	1 PC / 1 CTN	0.432	15.256	36	26	\$999.00	\$849.00
	ESSENTIALS	6490UP.NG/BIS/IVT	NEW ITEM DUET HEAD CHAIR Performance Bisque French Linen, Ivanhoe Toast, Natural Gray Ash ⓔ SEE TERMS & CONDITIONS FOR SPECIAL CONSIDERATIONS	22"	29.5"	40.75"	1 PC / 1 CTN	0.37	13.067	34	26.46	\$649.00	\$549.00
	ESSENTIALS	6490UP.NG/LPPRL/BIS	NEW ITEM DUET HEAD CHAIR LiveSmart Peyton-Pearl, Performance Bisque French Linen, Natural Gray Ash ⓔ SEE TERMS & CONDITIONS FOR SPECIAL CONSIDERATIONS	22"	29.5"	40.75"	1 PC / 1 CTN	0.37	13.067	35	26.46	\$649.00	\$549.00









ESSENTIALS FOR LIVING®

IMAGE	COLLECTION	ITEM #	DESCRIPTION	W	D	H	PCS/ CTN	CBM	CBF	GROSS LBS	NET LBS	MSRP	MAP
	ESSENTIALS	6491UP.BBA/LPPRL/BIS	DUET DINING CHAIR LiveSmart Peyton-Pearl, Performance Bisque French Linen, Burnt Brown Ash <small>(E) SEE TERMS & CONDITIONS FOR SPECIAL CONSIDERATIONS</small>	19.5"	26.5"	36.5"	2 PCS / 1 CTN	0.28	9.888	45	16.5	\$479.00	\$399.00
	ESSENTIALS	6491UP.NG/BIS/IVT	NEW FINISH DUET DINING CHAIR Performance Bisque French Linen, Ivanhoe-Toast, Natural Gray Ash <small>(E) SEE TERMS & CONDITIONS FOR SPECIAL CONSIDERATIONS</small>	19.5"	26.5"	36.5"	2 PCS / 1 CTN	0.28	9.888	45	16.5	\$479.00	\$399.00
	ESSENTIALS	6491UP.NG/LPPRL/BIS	DUET DINING CHAIR LiveSmart Peyton-Pearl, Performance Bisque French Linen, Natural Gray Ash <small>(E) SEE TERMS & CONDITIONS FOR SPECIAL CONSIDERATIONS</small>	19.5"	26.5"	36.5"	2 PCS / 1 CTN	0.28	9.888	45	16.5	\$479.00	\$399.00
	ESSENTIALS	6491-CSUP.NG/BIS/IVT	NEW FINISH DUET COUNTER STOOL Performance Bisque French Linen, Ivanhoe-Toast, Natural Gray Ash <small>(E) SEE TERMS & CONDITIONS FOR SPECIAL CONSIDERATIONS</small>	20"	25"	39"	1 PC / 1 CTN	0.301	10.63	28	20	\$529.00	\$449.00
	ESSENTIALS	6491-CSUP.NG/LPPRL/ BIS	DUET COUNTER STOOL LiveSmart Peyton-Pearl, Performance Bisque French Linen, Natural Gray Ash <small>(E) SEE TERMS & CONDITIONS FOR SPECIAL CONSIDERATIONS</small>	20"	25"	39"	1 PC / 1 CTN	0.301	10.63	27	19	\$529.00	\$449.00
	ESSENTIALS	6492UP.BIS/IVT	NEW FINISH HARMONY ARM CHAIR WITH CASTERS Performance Bisque French Linen, Ivanhoe-Toast <small>(E) SEE TERMS & CONDITIONS FOR SPECIAL CONSIDERATIONS</small>	24"	28"	35.25"	1 PC / 1 CTN	0.4	14.126	51	42	\$749.00	\$629.00
	ESSENTIALS	6492UP.LPPRL/BIS	HARMONY ARM CHAIR WITH CASTERS LiveSmart Peyton-Pearl, Performance Bisque French Linen <small>(E) SEE TERMS & CONDITIONS FOR SPECIAL CONSIDERATIONS</small>	24"	28"	35.25"	1 PC / 1 CTN	0.4	14.126	56	42	\$699.00	\$599.00
	ESSENTIALS	6415-CSUP.NG/BIS	HARPER COUNTER STOOL Performance Bisque French Linen, Natural Gray Ash, Black Nail Tacks <small>(E) SEE TERMS & CONDITIONS FOR SPECIAL CONSIDERATIONS</small>	20"	14"	27"	1 PC / 1 CTN	0.155	5.474	16	14	\$299.00	\$249.00









ESSENTIALS FOR LIVING®

IMAGE	COLLECTION	ITEM #	DESCRIPTION	W	D	H	PCS/ CTN	CBM	CBF	GROSS LBS	NET LBS	MSRP	MAP
	TRADITIONS	6030-L.NG	HUDSON LARGE DINING BENCH Natural Gray Acacia (KD CONSTRUCTION)  SEE TERMS & CONDITIONS FOR SPECIAL CONSIDERATIONS	63"	16"	18"	1 PC / 1 CTN	0.168	5.915	51	42	\$699.00	\$599.00
	WOVEN	6833CS.NAT-R/WHT/NR	LAGUNA COUNTER STOOL Natural Sanded Rattan Binding, Performance White Speckle, Natural Rattan	22"	22"	38.5"	1 PC / 1 CTN	0.365	12.904	29	14	\$699.00	\$599.00
	WOVEN	6833CS.WHT-S/WHT/NR	LAGUNA COUNTER STOOL White Synthetic Binding, Performance White Speckle, Natural Rattan	22"	22"	38.5"	1 PC / 1 CTN	0.365	12.904	29	14	\$699.00	\$599.00
	STITCH & HAND	7096UP.JUT/NGB	LEVI SLIPCOVER DINING CHAIR Jute, Natural Gray Birch  SEE TERMS & CONDITIONS FOR SPECIAL CONSIDERATIONS	22"	26"	40.5"	2 PCS / 1 CTN	0.268	9.464	45	20	\$579.00	\$499.00
	STITCH & HAND	7096UP.LPPRL/NGB	LEVI SLIPCOVER DINING CHAIR LiveSmart Peyton-Pearl, Natural Gray Birch	22"	26"	40.5"	2 PCS / 1 CTN	0.268	9.464	45	20	\$579.00	\$499.00
	WOVEN	6808KD.PLA/FLGRY/NG	LOOM DINING CHAIR Platinum Rope, Light Gray, Natural Gray Mahogany (KD BASE CONSTRUCTION)  SEE TERMS & CONDITIONS FOR SPECIAL CONSIDERATIONS	23"	26"	33"	2 PCS / 1 CTN	0.192	6.777	41	15	\$749.00	\$629.00
	WOVEN	6808KD.SND/FLGRY/NG	LOOM DINING CHAIR Sand Rope, Light Gray, Natural Gray Mahogany (KD BASE CONSTRUCTION)  SEE TERMS & CONDITIONS FOR SPECIAL CONSIDERATIONS	23"	26"	33"	2 PCS / 1 CTN	0.192	6.777	41	15	\$749.00	\$629.00
	WOVEN	6808KD.WTA/FPUM/NG	LOOM DINING CHAIR Taupe & White Flat Rope, Performance Pumice, Natural Gray Mahogany (KD BASE CONSTRUCTION)	23"	26"	33"	2 PCS / 1 CTN	0.192	6.777	41	15	\$749.00	\$629.00











ESSENTIALS FOR LIVING®

IMAGE	COLLECTION	ITEM #	DESCRIPTION	W	D	H	PCS/ CTN	CBM	CBF	GROSS LBS	NET LBS	MSRP	MAP
	WOVEN	6809KD.SND/FLGRY/NG	LOOM ARM CHAIR Sand Rope, Light Gray, Natural Gray Mahogany (KD BASE CONSTRUCTION) <small>(W) SEE TERMS & CONDITIONS FOR SPECIAL CONSIDERATIONS</small>	24"	26"	33"	2 PCS / 1 CTN	0.209	7.374	43	17	\$799.00	\$679.00
	WOVEN	6809KD.WTA/FPUM/NG	LOOM ARM CHAIR Taupe & White Flat Rope, Performance Pumice, Natural Gray Mahogany (KD BASE CONSTRUCTION)	24"	26"	33"	2 PCS / 1 CTN	0.209	7.374	43	17	\$799.00	\$679.00
	WOVEN	6808BS.PLA/LGRY/NG	LOOM BARSTOOL Platinum Rope, Light Gray, Natural Gray Mahogany KD BASE CONSTRUCTION <small>(W) SEE TERMS & CONDITIONS FOR SPECIAL CONSIDERATIONS</small>	23.5"	22"	44.5"	1 PC / 1 CTN	0.447	15.789	35	22	\$949.00	\$799.00
	WOVEN	6808BS.WTA/PUM/NG	LOOM BARSTOOL Taupe & White Flat Rope, Performance Pumice, Natural Gray Mahogany (KD BASE CONSTRUCTION)	23.5"	22"	44.5"	1 PC / 1 CTN	0.447	15.793	33	22	\$1,099.00	\$929.00
	WOVEN	6808CS.PLA/LGRY/NG	LOOM COUNTER STOOL Platinum Rope, Light Gray, Natural Gray Mahogany (KD BASE CONSTRUCTION) <small>(W) SEE TERMS & CONDITIONS FOR SPECIAL CONSIDERATIONS</small>	23.5"	22"	40.5"	1 PC / 1 CTN	0.396	13.978	33	21	\$999.00	\$849.00
	WOVEN	6808CS.SND/LGRY/NG	LOOM COUNTER STOOL Sand Rope, Light Gray, Natural Gray Mahogany (KD BASE CONSTRUCTION) <small>(W) SEE TERMS & CONDITIONS FOR SPECIAL CONSIDERATIONS</small>	23.5"	22"	40.5"	1 PC / 1 CTN	0.396	13.978	34	21	\$999.00	\$849.00
	WOVEN	6808CS.WTA/PUM/NG	LOOM COUNTER STOOL Taupe & White Flat Rope, Performance Pumice, Natural Gray Mahogany (KD BASE CONSTRUCTION)	23.5"	22"	40.5"	1 PC / 1 CTN	0.396	13.978	34	21	\$1,099.00	\$929.00
	ESSENTIALS	6416UP.BIS-BT/NG	LOURDES DINING CHAIR Performance Bisque French Linen, Natural Gray Ash, Black Nail Tacks <small>(E) SEE TERMS & CONDITIONS FOR SPECIAL CONSIDERATIONS</small>	20"	26.75"	38.25"	2 PCS / 1 CTN	0.26	9.182	50	20.6	\$499.00	\$429.00








ESSENTIALS FOR LIVING®

IMAGE	COLLECTION	ITEM #	DESCRIPTION	W	D	H	PCS/ CTN	CBM	CBF	GROSS LBS	NET LBS	MSRP	MAP
	WOVEN	6810.BLR/WHT/NG	LUCIA ARM CHAIR Black Rattan, Performance White Speckle, Natural Gray Mahogany	22"	24"	31.5"	1 PC / 1 CTN	0.339	11.982	24	16	\$599.00	\$499.00
	WOVEN	6810.WTR/LGRY/NG	LUCIA ARM CHAIR White Rattan, Light Gray, Natural Gray Mahogany <small>Ⓜ SEE TERMS & CONDITIONS FOR SPECIAL CONSIDERATIONS</small>	22"	24"	31.5"	1 PC / 1 CTN	0.339	11.982	25	16.2	\$599.00	\$499.00
	WOVEN	6810CS.WTR/LGRY/NG	LUCIA COUNTER STOOL White Rattan, Light Gray, Natural Gray Mahogany <small>Ⓜ SEE TERMS & CONDITIONS FOR SPECIAL CONSIDERATIONS</small>	21.5"	21"	39.75"	1 PC / 1 CTN	0.422	14.91	31	21	\$799.00	\$679.00
	TRADITIONS	6008.LHON/LPPRL	MARTIN DINING CHAIR LiveSmart Peyton-Pearl, Light Honey Oak	20"	26"	41.5"	2 PCS / 1 CTN	0.265	9.366	55	22	\$599.00	\$499.00
	TRADITIONS	6008.NG/LPPRL	MARTIN DINING CHAIR LiveSmart Peyton-Pearl, Natural Gray	20"	26"	41.5"	2 PCS / 1 CTN	0.265	9.366	55	22	\$599.00	\$499.00
	TRADITIONS	6008.NG/LPSLA	MARTIN DINING CHAIR LiveSmart Peyton-Slate, Natural Gray	20"	26"	41.5"	2 PCS / 1 CTN	0.265	9.366	55	22	\$599.00	\$499.00
	TRADITIONS	6009.NG/LPPRL	MARTIN WING CHAIR LiveSmart Peyton-Pearl, Natural Gray	22"	27"	43.5"	2 PCS / 1 CTN	0.334	11.785	75	30	\$799.00	\$679.00
	TRADITIONS	6009.NG/LPSLA	MARTIN WING CHAIR LiveSmart Peyton-Slate, Natural Gray	22"	27"	43.5"	2 PCS / 1 CTN	0.334	11.785	75	30	\$799.00	\$679.00









ESSENTIALS FOR LIVING®

IMAGE	COLLECTION	ITEM #	DESCRIPTION	W	D	H	PCS/ CTN	CBM	CBF	GROSS LBS	NET LBS	MSRP	MAP
	TRADITIONS	6008CS.NG/LPPRL	MARTIN COUNTER STOOL LiveSmart Peyton-Pearl, Natural Gray	20"	22.5"	38"	2 PCS / 1 CTN	0.281	9.909	58	22.25	\$649.00	\$549.00
	TRADITIONS	6008CS.NG/LPSLA	MARTIN COUNTER STOOL LiveSmart Peyton-Slate, Natural Gray	20"	22.5"	38"	2 PCS / 1 CTN	0.281	9.909	58	22.25	\$649.00	\$549.00
	STITCH & HAND	6642.LGJUT/MBO	NEW FINISH MCGUIRE ARM CHAIR LiveSmart Gellar-Jute, Matte Brown Oak, Cane	23.5"	27.5"	37"	1 PC / 1 CTN	0.4	14.126	41	31	\$1,119.00	\$949.00
	STITCH & HAND	6642.LGLIN/NG	NEW MCGUIRE ARM CHAIR LiveSmart Gellar-Linen, Natural Gray Oak & Cane	23.5"	27.5"	37"	1 PC / 1 CTN	0.4	14.126	41	30	\$1,119.00	\$949.00
	WOVEN	6854.WHT/WHT/NG	MESH DINING CHAIR White Speckle Flat Rope, Performance White Speckle, Natural Gray Mahogany	21.5"	24.5"	37.75"	2 PCS / 1 CTN	0.212	7.497	54	22	\$799.00	\$679.00
	WOVEN	6853CS.WHT/WHT/NG	MESH COUNTER STOOL White Speckle Flat Rope, Performance White Speckle, Natural Gray Mahogany (KD BASE CONSTRUCTION)	19.5"	21.5"	38.75"	1 PC / 1 CTN	0.287	10.128	26	21	\$899.00	\$769.00
	ESSENTIALS	6421-CSUP.BIS-BT/NG	MILTON SWIVEL COUNTER STOOL Performance Bisque French Linen, Natural Gray Ash, Black Nail Tacks  SEE TERMS & CONDITIONS FOR SPECIAL CONSIDERATIONS	22.5"	23.5"	38.25"	1 PC / 1 CTN	0.336	11.866	41	34.2	\$699.00	\$599.00
	ESSENTIALS	6421-CSUP.IVT-BT/NG	NEW FINISH MILTON SWIVEL COUNTER STOOL Ivanhoe Toast, Natural Gray Ash, Black Nail Tacks  SEE TERMS & CONDITIONS FOR SPECIAL CONSIDERATIONS	22.5"	23.5"	38.25"	1 PC / 1 CTN	0.336	11.866	39	31	\$699.00	\$599.00









ESSENTIALS FOR LIVING®

IMAGE	COLLECTION	ITEM #	DESCRIPTION	W	D	H	PCS/ CTN	CBM	CBF	GROSS LBS	NET LBS	MSRP	MAP
	ESSENTIALS	6421-CSUP.LPPRL-BT/ NG	MILTON SWIVEL COUNTER STOOL LiveSmart Peyton-Pearl, Natural Gray Ash, Black Nail Tacks	22.5"	23.5"	38.25"	1 PC / 1 CTN	0.336	11.866	41	34.2	\$649.00	\$549.00
	WOVEN	6795.WHT/LPPRL/NG	NEW MONTECITO COUNTER STOOL White Speckle Round Rope, LiveSmart Peyton-Pearl, Natural Gray Mahogany	21"	21.5"	32.25"	1 PC / 1 CTN	0.355	12.54	29	19	\$829.00	\$699.00
	WOVEN	6859.OYS/LPPRL/NG	NEW OVERLAY DINING CHAIR Oyster Twist Rope, LiveSmart Peyton-Pearl, Natural Gray Mahogany	24.5"	24"	34.5"	2 PCS / 1 CTN	0.336	11.876	31	18	\$829.00	\$699.00
	WOVEN	6859CS.OYS/LPPRL/NG	NEW OVERLAY COUNTER STOOL Oyster Twist Rope, LiveSmart Peyton-Pearl, Natural Gray Mahogany	20.75"	21"	35"	1 PC / 1 CTN	0.359	12.66	35	19	\$949.00	\$799.00
	WOVEN	6800CS.WHT/LPPRL/NG	PACIFIC COUNTER STOOL White Speckle Flat Rope, LiveSmart Peyton-Pearl, Natural Gray Mahogany	24"	22.5"	35"	1 PC / 1 CTN	0.481	16.987	30	18	\$879.00	\$749.00
	TRADITIONS	6011.COA-BGLD	PARISSA DINING CHAIR Coastal Velvet, Brushed Gold	22.25"	23.5"	34"	2 PCS / 1 CTN	0.269	9.493	51	20	\$599.00	\$499.00
	TRADITIONS	6011.IVT-BGLD	NEW FINISH PARISSA DINING CHAIR Ivanhoe Toast, Brushed Gold Ⓢ SEE TERMS & CONDITIONS FOR SPECIAL CONSIDERATIONS	22.25"	23.5"	34"	2 PCS / 1 CTN	0.269	9.493	57	21	\$599.00	\$499.00
	TRADITIONS	6011.LPPRL-BGLD	PARISSA DINING CHAIR LiveSmart Peyton-Pearl, Brushed Gold	22.25"	23.5"	34"	2 PCS / 1 CTN	0.269	9.493	51	20	\$649.00	\$549.00
















ESSENTIALS FOR LIVING®

IMAGE	COLLECTION	ITEM #	DESCRIPTION	W	D	H	PCS/ CTN	CBM	CBF	GROSS LBS	NET LBS	MSRP	MAP
	TRADITIONS	6011CS.IVT-BGLD	NEW FINISH PARISSA COUNTER STOOL Ivanhoe Toast, Brushed Gold <small>(T) SEE TERMS & CONDITIONS FOR SPECIAL CONSIDERATIONS</small>	19"	21"	35.25"	2 PCS / 1 CTN	0.255	9.002	50	19	\$649.00	\$549.00
	TRADITIONS	6011CS.LPPRL-BGLD	PARISSA COUNTER STOOL LiveSmart Peyton-Pearl, Brushed Gold	19"	21"	35.25"	2 PCS / 1 CTN	0.255	9.002	53	17.75	\$649.00	\$549.00
	ESSENTIALS	6414-CSUP.NG/BIS	RUE COUNTER STOOL Performance Bisque French Linen, Natural Gray Ash <small>(E) SEE TERMS & CONDITIONS FOR SPECIAL CONSIDERATIONS</small>	17"	17"	27"	1 PC / 1 CTN	0.165	5.827	19	14	\$469.00	\$399.00
	WOVEN	6836.NAT/LPPRL/NG	NEW SEASIDE DINING CHAIR Natural Rattan, LiveSmart Peyton-Pearl, Natural Gray Mahogany (KD BASE CONSTRUCTION)	24"	25.5"	34.25"	2 PCS / 1 CTN	0.203	7.176	49	18	\$649.00	\$549.00
	STITCH & HAND	6665.LPPRL-C	SHELTER SLIPCOVER ARM CHAIR WITH CASTERS LiveSmart Peyton-Pearl	24"	26"	39"	1 PC / 1 CTN	0.46	16.245	33	26.5	\$1,049.00	\$889.00
	STITCH & HAND	6665.LPPRL/NGB	SHELTER SLIPCOVER ARM CHAIR LiveSmart Peyton-Pearl, Natural Gray Birch	23.5"	24.5"	39"	1 PC / 1 CTN	0.397	14.02	33	26.5	\$999.00	\$849.00
	WOVEN	6850.DOV/WHT/NG	TAPESTRY DINING CHAIR Dove Flat Rope, White Speckle Stripe, Performance White Speckle, Natural Gray Mahogany	24.75"	23.5"	34.5"	2 PCS / 1 CTN	0.328	11.569	64	23	\$899.00	\$769.00
	WOVEN	6850.WTA/PUM/NG	TAPESTRY DINING CHAIR Taupe & White Flat Rope, Taupe Stripe, Performance Pumice, Natural Gray Mahogany	24.75"	23.5"	34.5"	2 PCS / 1 CTN	0.328	11.569	64	23	\$899.00	\$769.00









ESSENTIALS FOR LIVING®

IMAGE	COLLECTION	ITEM #	DESCRIPTION	W	D	H	PCS/ CTN	CBM	CBF	GROSS LBS	NET LBS	MSRP	MAP
	WOVEN	6850BS.DOV/WHT/NG	TAPESTRY BARSTOOL Dove Flat Rope, White Speckle Stripe, Performance White Speckle, Natural Gray Mahogany	21"	21.5"	39"	1 PC / 1 CTN	0.434	15.337	40	23.6	\$949.00	\$799.00
	WOVEN	6850BS.WTA/PUM/NG	TAPESTRY BARSTOOL Taupe & White Flat Rope, Taupe Stripe, Performance Pumice, Natural Gray Mahogany	21"	21.5"	39"	1 PC / 1 CTN	0.434	15.337	40	23.6	\$949.00	\$799.00
	WOVEN	6850CS.DOV/WHT/NG	TAPESTRY COUNTER STOOL Dove Flat Rope, White Speckle Stripe, Performance White Speckle, Natural Gray Mahogany	21"	22"	35"	1 PC / 1 CTN	0.394	13.907	38	22.8	\$949.00	\$799.00
	WOVEN	6850CS.WTA/PUM/NG	TAPESTRY COUNTER STOOL Taupe & White Flat Rope, Taupe Stripe, Performance Pumice, Natural Gray Mahogany	21"	22"	35"	1 PC / 1 CTN	0.394	13.907	38	22.8	\$949.00	\$799.00
LIVING ROOM													
	TRADITIONS	6129-CT.NG	ADLER COFFEE TABLE Natural Gray Acacia Ⓢ SEE TERMS & CONDITIONS FOR SPECIAL CONSIDERATIONS	52"	30"	17.5"	1 PC / 1 CTN	0.284	10.012	110		\$1,079.00	\$899.00
	TRADITIONS	6129-SQCT.NG	ADLER SQUARE COFFEE TABLE Natural Gray Acacia Ⓢ SEE TERMS & CONDITIONS FOR SPECIAL CONSIDERATIONS	42"	42"	17.5"	1 PC / 1 CTN	0.315	11.117	120		\$1,179.00	\$999.00
	TRADITIONS	6129-ET.NG	ADLER END TABLE Natural Gray Acacia Ⓢ SEE TERMS & CONDITIONS FOR SPECIAL CONSIDERATIONS	22"	22"	23.5"	1 PC / 1 CTN	0.14	4.926	64		\$649.00	\$549.00
	DISTRICT	4606.BRA	BEAKMAN BOOKCASE Brass, Clear Glass	31.5"	15.75"	78.75"	1 PC / 1 CTN	0.842	29.746	110	81.5	\$1,469.00	\$1,249.00









ESSENTIALS FOR LIVING®

IMAGE	COLLECTION	ITEM #	DESCRIPTION	W	D	H	PCS/ CTN	CBM	CBF	GROSS LBS	NET LBS	MSRP	MAP
	DISTRICT	4607.BRA	BEAKMAN LOW BOOKCASE Brass, Clear Glass	59"	16"	28.5"	1 PC / 1 CTN	0.623	22.001	84	66	\$1,179.00	\$999.00
	BELLA ANTIQUE	8091.SGRY-OAK/CN	CANE COFFEE TABLE Smoke Gray Oak, Smoke Gray Cane  SEE TERMS & CONDITIONS FOR SPECIAL CONSIDERATIONS	40.25"	40.25"	16"	1 PC / 1 CTN	0.537	18.964	63	48	\$2,479.00	\$2,099.00
	BELLA ANTIQUE	8092.SGRY-OAK/CN	CANE END TABLE Smoke Gray Oak, Smoke Gray Cane  SEE TERMS & CONDITIONS FOR SPECIAL CONSIDERATIONS	21"	21"	23.75"	1 PC / 1 CTN	0.234	8.264	35	25	\$1,429.00	\$1,199.00
	BELLA ANTIQUE	8088.SGRY-OAK/CN	CANE 2-DRAWER ENTRY CONSOLE Smoke Gray Oak, Smoke Gray Cane, Brushed Gold  SEE TERMS & CONDITIONS FOR SPECIAL CONSIDERATIONS	50.5"	16"	30"	1 PC / 1 CTN	0.496	17.516	70	60	\$2,199.00	\$1,869.00
	BELLA ANTIQUE	8089.SGRY-OAK/CN	CANE MEDIA CABINET Smoke Gray Oak, Smoke Gray Cane, Brushed Gold  SEE TERMS & CONDITIONS FOR SPECIAL CONSIDERATIONS	39"	18"	31"	1 PC / 1 CTN	0.455	16.068	91	82	\$2,499.00	\$2,099.00
	BELLA ANTIQUE	8093.SGRY-OAK/CN	NEW CANE STORAGE BOOKCASE Smoke Gray Oak, Smoke Gray Cane, Brushed Gold  SEE TERMS & CONDITIONS FOR SPECIAL CONSIDERATIONS	49.5"	16.5"	83"	1 PC / 1 CTN	1.414	49.935	202	197	\$4,799.00	\$3,999.00
	TRADITIONS	6100.BGLD/WHT	CARRERA NESTING COFFEE TABLE White Carrera Marble, Brushed Gold (KD CONSTRUCTION)  SEE TERMS & CONDITIONS FOR SPECIAL CONSIDERATIONS	52"	28"	18"	1 PC / 2 CTNS	0.45	15.874	193	183	\$2,599.00	\$2,199.00
	TRADITIONS	6105.BGLD/WHT	CARRERA ROUND NESTING ACCENT TABLE White Carrera Marble, Brushed Gold  SEE TERMS & CONDITIONS FOR SPECIAL CONSIDERATIONS	21"	21"	22.5"	1 PC / 1 CTN	0.256	9.027	46	35	\$1,179.00	\$999.00









ESSENTIALS FOR LIVING®

IMAGE	COLLECTION	ITEM #	DESCRIPTION	W	D	H	PCS/ CTN	CBM	CBF	GROSS LBS	NET LBS	MSRP	MAP
	BELLA ANTIQUE	8080.SGRY-OAK/WHTQ	CELLAR CONSOLE TABLE Smoke Gray Oak, White Quartz <small>(BA) SEE TERMS & CONDITIONS FOR SPECIAL CONSIDERATIONS</small>	71"	13.75"	31.5"	1 PC / 2 CTNS	0.765	27.016	205	163	\$2,799.00	\$2,379.00
	BELLA ANTIQUE	8028-L.SGRY-ELM	CLOVER LARGE END TABLE Smoke Gray Elm <small>(BA) SEE TERMS & CONDITIONS FOR SPECIAL CONSIDERATIONS</small>	24"	24"	23.5"	1 PC / 1 CTN	0.286	10.1	30	25	\$1,499.00	\$1,279.00
	TRADITIONS	6065-CT.BBRN	COULTTER COFFEE TABLE Burnished Brown Ash <small>(T) SEE TERMS & CONDITIONS FOR SPECIAL CONSIDERATIONS</small>	42"	42"	17.5"	1 PC / 2 CTNS	0.429	15.14	122	101	\$1,299.00	\$1,099.00
	TRADITIONS	6065-CT.NG	COULTTER COFFEE TABLE Natural Gray Ash <small>(T) SEE TERMS & CONDITIONS FOR SPECIAL CONSIDERATIONS</small>	42"	42"	17.5"	1 PC / 2 CTNS	0.429	15.14	128	103	\$1,299.00	\$1,099.00
	TRADITIONS	6065-ET.BBRN	COULTTER END TABLE Burnished Brown Ash <small>(T) SEE TERMS & CONDITIONS FOR SPECIAL CONSIDERATIONS</small>	24"	24"	23"	1 PC / 2 CTNS	0.182	6.431	50	39	\$699.00	\$589.00
	TRADITIONS	6065-ET.NG	COULTTER END TABLE Natural Gray Ash <small>(T) SEE TERMS & CONDITIONS FOR SPECIAL CONSIDERATIONS</small>	24"	24"	23"	1 PC / 2 CTNS	0.182	6.431	53	41	\$699.00	\$589.00
	TRADITIONS	6042.BBRN/IVT	NEW DOVETAIL UPHOLSTERED COFFEE TABLE Ivanhoe Toast, Burnished Brown Acacia <small>(T) SEE TERMS & CONDITIONS FOR SPECIAL CONSIDERATIONS</small>	54.5"	35.5"	20"	1 PC / 1 CTN	0.922	32.575	154	107	\$1,999.00	\$1,699.00
	TRADITIONS	6042.NG/LGLIN	NEW DOVETAIL UPHOLSTERED COFFEE TABLE LiveSmart Gellar-Linen, Natural Gray Acacia <small>(T) SEE TERMS & CONDITIONS FOR SPECIAL CONSIDERATIONS</small>	54.5"	35.5"	20"	1 PC / 1 CTN	0.922	32.575	158	107	\$1,999.00	\$1,699.00
















ESSENTIALS FOR LIVING®

IMAGE	COLLECTION	ITEM #	DESCRIPTION	W	D	H	PCS/ CTN	CBM	CBF	GROSS LBS	NET LBS	MSRP	MAP
	TRADITIONS	6043.BBRN	NEW FINISH DOVETAIL END TABLE Burnished Brown Acacia <small>(T) SEE TERMS & CONDITIONS FOR SPECIAL CONSIDERATIONS</small>	20"	20"	23.25"	1 PC / 1 CTN	0.272	9.592	58	43	\$699.00	\$599.00
	TRADITIONS	6043.NG	NEW DOVETAIL END TABLE Natural Gray Acacia <small>(T) SEE TERMS & CONDITIONS FOR SPECIAL CONSIDERATIONS</small>	20"	20"	23.25"	1 PC / 1 CTN	0.272	9.592	58	43	\$699.00	\$599.00
	BELLA ANTIQUE	8017.WW-PNE/WHTQ	EMERIE ENTRY CABINET White Wash Pine, White Quartz <small>(BA) SEE TERMS & CONDITIONS FOR SPECIAL CONSIDERATIONS</small>	39.5"	18.25"	32.5"	1 PC / 2 CTNS	0.56	19.776	124	101	\$2,299.00	\$1,949.00
	BELLA ANTIQUE	8016.SGRY-PNE/WHTQ	NEW FINISH EMERIE 2-DRAWER ENTRY CONSOLE Smoke Gray Pine, White Quartz <small>(BA) SEE TERMS & CONDITIONS FOR SPECIAL CONSIDERATIONS</small>	54"	16.25"	30.25"	1 PC / 2 CTNS	0.642	22.672	124	98	\$2,199.00	\$1,869.00
	BELLA ANTIQUE	8016.WW-PNE/WHTQ	EMERIE 2-DRAWER ENTRY CONSOLE White Wash Pine, White Quartz <small>(BA) SEE TERMS & CONDITIONS FOR SPECIAL CONSIDERATIONS</small>	54"	16.25"	30.25"	1 PC / 2 CTNS	0.642	22.672	124	98	\$2,199.00	\$1,869.00
	BELLA ANTIQUE	8016-N.SGRY-PNE/ WHTQ	NEW FINISH EMERIE NARROW CONSOLE TABLE Smoke Gray Pine, White Quartz <small>(BA) SEE TERMS & CONDITIONS FOR SPECIAL CONSIDERATIONS</small>	54"	11"	33"	1 PC / 2 CTNS	0.505	17.834	81	55	\$1,769.00	\$1,499.00
	BELLA ANTIQUE	8016-N.WW-PNE/WHTQ	EMERIE NARROW CONSOLE TABLE White Wash Pine, White Quartz <small>(BA) SEE TERMS & CONDITIONS FOR SPECIAL CONSIDERATIONS</small>	54"	11"	33"	1 PC / 2 CTNS	0.505	17.834	81	55	\$1,769.00	\$1,499.00
	BRONZE BAY	5268.NAT-OAK	NEW HIGHLAND 3-DRAWER CONSOLE TABLE Natural Oak, Polished Brass (SEMI-KD CONSTRUCTION)	60"	14.5"	29.5"	1 PC / 1 CTN	0.649	22.919	0		\$1,529.00	\$1,299.00















ESSENTIALS FOR LIVING®

IMAGE	COLLECTION	ITEM #	DESCRIPTION	W	D	H	PCS/ CTN	CBM	CBF	GROSS LBS	NET LBS	MSRP	MAP
	TRADITIONS	6144.B-BLK/NAT	HOLLAND 1-DRAWER SIDE TABLE Brushed Black Acacia, Natural Rattan, Brushed Brass & Acrylic <small>(T) SEE TERMS & CONDITIONS FOR SPECIAL CONSIDERATIONS</small>	24"	22"	24.25"	1 PC / 1 CTN	0.354	12.509	64	48	\$799.00	\$679.00
	TRADITIONS	6144.WHT/NAT	HOLLAND 1-DRAWER SIDE TABLE Matte White, Natural Rattan, Brushed Brass & Acrylic <small>(T) SEE TERMS & CONDITIONS FOR SPECIAL CONSIDERATIONS</small>	24"	22"	24.25"	1 PC / 1 CTN	0.354	12.509	67	48	\$949.00	\$799.00
	TRADITIONS	6145.B-BLK/NAT	HOLLAND 2-DRAWER CONSOLE TABLE Brushed Black Acacia, Natural Rattan, Brushed Brass & Acrylic (KD CONSTRUCTION) <small>(T) SEE TERMS & CONDITIONS FOR SPECIAL CONSIDERATIONS</small>	54"	19.5"	30.25"	1 PC / 1 CTN	0.376	13.268	112	95	\$1,399.00	\$1,189.00
	TRADITIONS	6145.WHT/NAT	HOLLAND 2-DRAWER CONSOLE TABLE Matte White, Natural Rattan, Brushed Brass & Acrylic (KD CONSTRUCTION) <small>(T) SEE TERMS & CONDITIONS FOR SPECIAL CONSIDERATIONS</small>	54"	19.5"	30.25"	1 PC / 1 CTN	0.376	13.268	115	95	\$1,399.00	\$1,189.00
	BELLA ANTIQUE	8095.WW-PNE	MONTAUK COFFEE TABLE White Wash Pine <small>(BA) SEE TERMS & CONDITIONS FOR SPECIAL CONSIDERATIONS</small>	53.75"	29.75"	15"	1 PC / 1 CTN	0.516	18.223	100	90	\$1,779.00	\$1,499.00
	BELLA ANTIQUE	8096.WW-PNE	MONTAUK END TABLE White Wash Pine <small>(BA) SEE TERMS & CONDITIONS FOR SPECIAL CONSIDERATIONS</small>	19.5"	19.5"	22.75"	1 PC / 1 CTN	0.199	7.028	45	35	\$949.00	\$799.00
	TRADITIONS	6073.BBRS/CLR	NOUVEAU COFFEE TABLE Brushed Brass, Lucite, Clear Glass (KD CONSTRUCTION)	55"	31"	17.75"	1 PC / 2 CTNS	0.274	9.687	94	87	\$1,099.00	\$929.00
	TRADITIONS	6074.BBRS/CLR	NOUVEAU END TABLE Brushed Brass, Lucite, Clear Glass (KD CONSTRUCTION)	22"	22"	23"	1 PC / 2 CTNS	0.09	3.164	41	37	\$749.00	\$639.00









ESSENTIALS FOR LIVING®

IMAGE	COLLECTION	ITEM #	DESCRIPTION	W	D	H	PCS/ CTN	CBM	CBF	GROSS LBS	NET LBS	MSRP	MAP
	TRADITIONS	6075.BBRS/CLR	NOUVEAU CONSOLE TABLE Brushed Brass, Lucite, Clear Glass (KD CONSTRUCTION)	58"	18"	31"	1 PC / 2 CTNS	0.176	6.201	73	65	\$1,049.00	\$889.00
	BELLA ANTIQUE	8029.DB-PNE	NEW FINISH PIER ACCENT TABLE Drift Brown Pine  SEE TERMS & CONDITIONS FOR SPECIAL CONSIDERATIONS	16.5"	16.5"	19.25"	1 PC / 1 CTN	0.128	4.52	35	31	\$899.00	\$749.00
	BELLA ANTIQUE	8029.SGRY-PNE	PIER ACCENT TABLE Smoke Gray Pine  SEE TERMS & CONDITIONS FOR SPECIAL CONSIDERATIONS	16.5"	16.5"	19.25"	1 PC / 1 CTN	0.128	4.52	35	31	\$899.00	\$749.00
	BELLA ANTIQUE	8029.WW-PNE	PIER ACCENT TABLE White Wash Pine  SEE TERMS & CONDITIONS FOR SPECIAL CONSIDERATIONS	16.5"	16.5"	19.25"	1 PC / 1 CTN	0.128	4.52	35	31	\$899.00	\$749.00
	BELLA ANTIQUE	8098.SGRY-PNE	REED COFFEE TABLE Smoke Gray Pine  SEE TERMS & CONDITIONS FOR SPECIAL CONSIDERATIONS	55.75"	30"	16"	1 PC / 1 CTN	0.594	20.977	84	73	\$1,899.00	\$1,599.00
	BELLA ANTIQUE	8099.SGRY-PNE	REED END TABLE Smoke Gray Pine  SEE TERMS & CONDITIONS FOR SPECIAL CONSIDERATIONS	24"	20.25"	23.75"	1 PC / 1 CTN	0.264	9.323	53	43	\$1,199.00	\$999.00
	BELLA ANTIQUE	8100.SGRY-PNE	REED CONSOLE TABLE Smoke Gray Pine  SEE TERMS & CONDITIONS FOR SPECIAL CONSIDERATIONS	58"	15"	30"	1 PC / 1 CTN	0.575	20.306	66	56	\$1,799.00	\$1,499.00
	BELLA ANTIQUE	8107.DB-PNE	ROMA ACCENT TABLE Drift Brown Pine  SEE TERMS & CONDITIONS FOR SPECIAL CONSIDERATIONS	17"	17"	20.75"	1 PC / 1 CTN	0.148	5.227	32	28	\$999.00	\$849.00









ESSENTIALS FOR LIVING®

IMAGE	COLLECTION	ITEM #	DESCRIPTION	W	D	H	PCS/ CTN	CBM	CBF	GROSS LBS	NET LBS	MSRP	MAP
	BELLA ANTIQUE	8107.WW-PNE	ROMA ACCENT TABLE White Wash Pine  SEE TERMS & CONDITIONS FOR SPECIAL CONSIDERATIONS	17"	17"	20.75"	1 PC / 1 CTN	0.148	5.227	32	28	\$999.00	\$849.00
	BELLA ANTIQUE	8104.SGRY-PNE	NEW FINISH ROMA COFFEE TABLE Smoke Gray Pine  SEE TERMS & CONDITIONS FOR SPECIAL CONSIDERATIONS	42"	42"	16.5"	1 PC / 1 CTN	0.624	22.037	102	89	\$1,999.00	\$1,699.00
	BELLA ANTIQUE	8104.WW-PNE	NEW REDUCED PRICE ROMA COFFEE TABLE White Wash Pine  SEE TERMS & CONDITIONS FOR SPECIAL CONSIDERATIONS	42"	42"	16.5"	1 PC / 1 CTN	0.624	22.037	102	89	\$1,999.00	\$1,699.00
	BELLA ANTIQUE	8105.SGRY-PNE	NEW FINISH ROMA END TABLE Smoke Gray Pine  SEE TERMS & CONDITIONS FOR SPECIAL CONSIDERATIONS	22"	22"	23.75"	1 PC / 1 CTN	0.266	9.394	55	45	\$1,299.00	\$1,099.00
	BELLA ANTIQUE	8105.WW-PNE	NEW REDUCED PRICE ROMA END TABLE White Wash Pine  SEE TERMS & CONDITIONS FOR SPECIAL CONSIDERATIONS	22"	22"	23.75"	1 PC / 1 CTN	0.266	9.394	55	45	\$1,299.00	\$1,099.00
	DISTRICT	4608-L.NGO/SLV	ROTO LARGE COFFEE TABLE Natural Gray Oak, Brushed Silver	42.5"	42.5"	15"	1 PC / 1 CTN	0.789	27.86	101	79	\$2,099.00	\$1,779.00
	DISTRICT	4609-L.NGO/SLV	ROTO LARGE END TABLE Natural Gray Oak, Brushed Silver	22"	22"	21.5"	1 PC / 1 CTN	0.343	12.113	67	41	\$1,059.00	\$899.00
	TRADITIONS	6111.PRL-SHG/BBRS	SONIA SHAGREEN CONSOLE TABLE Pearl Shagreen, Lucite, Brushed Brass & Acrylic (KD CONSTRUCTION)  SEE TERMS & CONDITIONS FOR SPECIAL CONSIDERATIONS	52"	15"	31.5"	1 PC / 1 CTN	0.295	10.411	129	110	\$2,879.00	\$2,449.00









ESSENTIALS FOR LIVING®

IMAGE	COLLECTION	ITEM #	DESCRIPTION	W	D	H	PCS/ CTN	CBM	CBF	GROSS LBS	NET LBS	MSRP	MAP
	BELLA ANTIQUE	8019.SGRY-PNE/WHTQ	NEW FINISH SPRUCE COFFEE TABLE Smoke Gray Pine, White Quartz <small>BA SEE TERMS & CONDITIONS FOR SPECIAL CONSIDERATIONS</small>	63"	35.5"	17.5"	1 PC / 2 CTNS	0.961	33.938	216	172	\$2,599.00	\$2,199.00
	BELLA ANTIQUE	8019.WW-PNE/WHTQ	SPRUCE COFFEE TABLE White Wash Pine, White Quartz <small>BA SEE TERMS & CONDITIONS FOR SPECIAL CONSIDERATIONS</small>	63"	35.5"	17.5"	1 PC / 2 CTNS	0.961	33.938	216	172	\$2,599.00	\$2,199.00
	BELLA ANTIQUE	8019SQ.SGRY-PNE/ WHTQ	NEW FINISH SPRUCE SQUARE COFFEE TABLE Smoke Gray Pine, White Quartz <small>BA SEE TERMS & CONDITIONS FOR SPECIAL CONSIDERATIONS</small>	42"	42"	17.5"	1 PC / 2 CTNS	0.77	27.193	172	137	\$2,199.00	\$1,869.00
	BELLA ANTIQUE	8019SQ.WW-PNE/WHTQ	SPRUCE SQUARE COFFEE TABLE White Wash Pine, White Quartz <small>BA SEE TERMS & CONDITIONS FOR SPECIAL CONSIDERATIONS</small>	42"	42"	17.5"	1 PC / 2 CTNS	0.77	27.193	172	137	\$2,199.00	\$1,869.00
	BELLA ANTIQUE	8020.SGRY-PNE/WHTQ	NEW FINISH SPRUCE END TABLE Smoke Gray Pine, White Quartz <small>BA SEE TERMS & CONDITIONS FOR SPECIAL CONSIDERATIONS</small>	24.75"	24.75"	21.25"	1 PC / 2 CTNS	0.334	11.795	76	49	\$1,199.00	\$999.00
	BELLA ANTIQUE	8020.WW-PNE/WHTQ	SPRUCE END TABLE White Wash Pine, White Quartz <small>BA SEE TERMS & CONDITIONS FOR SPECIAL CONSIDERATIONS</small>	24.75"	24.75"	21.25"	1 PC / 2 CTNS	0.334	11.795	76	49	\$1,199.00	\$999.00
	BELLA ANTIQUE	8021.WW-PNE/WHTQ	SPRUCE CONSOLE TABLE White Wash Pine, White Quartz <small>BA SEE TERMS & CONDITIONS FOR SPECIAL CONSIDERATIONS</small>	70.5"	17.5"	31.5"	1 PC / 2 CTNS	0.892	31.501	157	114	\$2,399.00	\$1,999.00
	TRADITIONS	6138.LHON/BBRS	STELLA NARROW CONSOLE TABLE Light Honey Oak, Brushed Brass (KD CONSTRUCTION) <small>T SEE TERMS & CONDITIONS FOR SPECIAL CONSIDERATIONS</small>	47.25"	11"	31.5"	1 PC / 1 CTN	0.192	6.78	84	69	\$1,299.00	\$1,099.00











ESSENTIALS FOR LIVING®

IMAGE	COLLECTION	ITEM #	DESCRIPTION	W	D	H	PCS/ CTN	CBM	CBF	GROSS LBS	NET LBS	MSRP	MAP
	TRADITIONS	6138.WHT/BBRS	STELLA NARROW CONSOLE TABLE Matte White, Brushed Brass (KD CONSTRUCTION)	47.25"	11"	31.5"	1 PC / 1 CTN	0.192	6.78	86	69	\$1,299.00	\$1,099.00
	BELLA ANTIQUE	8110.BLK-BIR/NO	NEW TOULOUSE DISPLAY CABINET Black Birch, Natural Oak, Brushed Gold	47.5"	17.75"	83"	1 PC / 1 CTN	1.43	50.5	277	250	\$4,599.00	\$3,899.00
	ESSENTIALS	6429UP-RCT.IVT-BT/NG	NEW ITEM TOWNSEND TUFTED UPHOLSTERED RECTANGLE COFFEE TABLE Ivanhoe Toast, Natural Gray Ash, Black Nail Tacks <small>(E) SEE TERMS & CONDITIONS FOR SPECIAL CONSIDERATIONS</small>	54"	33.75"	17.75"	1 PC / 1 CTN	0.652	23.025	89	71	\$1,099.00	\$929.00
	ESSENTIALS	6429UP.BIS-BT/NG	TOWNSEND TUFTED UPHOLSTERED COFFEE TABLE Performance Bisque French Linen, Natural Gray Ash, Black Nail Tacks <small>(E) SEE TERMS & CONDITIONS FOR SPECIAL CONSIDERATIONS</small>	39.5"	39.5"	17.75"	1 PC / 1 CTN	0.53	18.717	64	59	\$999.00	\$849.00
	ESSENTIALS	6429UP.IVT-BT/NG	NEW FINISH TOWNSEND TUFTED UPHOLSTERED COFFEE TABLE Ivanhoe-Toast, Natural Gray Ash, Black Nail Tacks <small>(E) SEE TERMS & CONDITIONS FOR SPECIAL CONSIDERATIONS</small>	39.5"	39.5"	17.75"	1 PC / 1 CTN	0.53	18.717	64	59	\$999.00	\$849.00
	ESSENTIALS	6429UP.WSTO-GLD/NG	NEW ITEM TOWNSEND UPHOLSTERED COFFEE TABLE LiveSmart Walden-Stone, Natural Gray Ash, Gold Nails	39.5"	39.5"	17.75"	1 PC / 1 CTN	0.53	18.717	65	59	\$999.00	\$849.00
	BELLA ANTIQUE	8081-1.SGRY-OAK/WPO	WEAVE 1-DRAWER SIDE TABLE Smoke Gray Oak, White Painted Oak, Brushed Gold <small>(BA) SEE TERMS & CONDITIONS FOR SPECIAL CONSIDERATIONS</small>	23.5"	18.5"	25.25"	1 PC / 1 CTN	0.255	9.005	67	58	\$1,199.00	\$999.00
	BELLA ANTIQUE	8081.SGRY-OAK/WPO	WEAVE ENTRY CABINET Smoke Gray Oak, White Painted Oak, Brushed Gold <small>(BA) SEE TERMS & CONDITIONS FOR SPECIAL CONSIDERATIONS</small>	28"	17.5"	30"	1 PC / 1 CTN	0.337	11.901	93	85	\$1,899.00	\$1,599.00














ESSENTIALS FOR LIVING®

IMAGE	COLLECTION	ITEM #	DESCRIPTION	W	D	H	PCS/ CTN	CBM	CBF	GROSS LBS	NET LBS	MSRP	MAP
LIVING ROOM ACCENTS													
	STITCH & HAND	6659.HNAT/NG	BRANDO CLUB CHAIR Howell Natural, Chestnut Top Grain Leather, Natural Gray Oak, Black Iron <small>SEE TERMS & CONDITIONS FOR SPECIAL CONSIDERATIONS</small>	30.5"	38"	34.5"	1 PC / 1 CTN	0.6	21.189	49	38	\$2,249.00	\$1,899.00
	STITCH & HAND	6659.LPPRL/NG	BRANDO CLUB CHAIR LiveSmart Peyton-Pearl, Chestnut Top Grain Leather, Natural Gray Oak, Black Iron <small>SEE TERMS & CONDITIONS FOR SPECIAL CONSIDERATIONS</small>	30.5"	38"	34.5"	1 PC / 1 CTN	0.6	21.189	49	38	\$2,249.00	\$1,899.00
	STITCH & HAND	6645.DDOV-GLD/NG	CALVIN CLUB CHAIR Dark Dove Velvet, Natural Gray Oak, Gold Nails	29.25"	32"	34.5"	1 PC / 1 CTN	0.533	18.823	41	31	\$1,299.00	\$1,099.00
	STITCH & HAND	6646.LGLIN/MBO	NEW CARIS CLUB CHAIR LiveSmart Gellar-Linen, Matte Brown Oak & Cane	27"	30"	34"	1 PC / 1 CTN	0.47	16.598	41	32	\$1,399.00	\$1,189.00
	STITCH & HAND	8213.BISQ/NGB	CHURCHILL CLUB CHAIR Bisque, Natural Gray Birch, Cane <small>SEE TERMS & CONDITIONS FOR SPECIAL CONSIDERATIONS</small>	29"	30"	36"	1 PC / 1 CTN	0.557	19.67	44	34	\$1,999.00	\$1,699.00
	STITCH & HAND	8213.DDOV/NGB	CHURCHILL CLUB CHAIR Dark Dove Velvet, Natural Gray Birch, Cane	29"	30"	36"	1 PC / 1 CTN	0.557	19.67	44	34	\$1,999.00	\$1,699.00
	STITCH & HAND	8213.DEN/NGB	CHURCHILL CLUB CHAIR Denim Velvet, Natural Gray Birch, Cane	29"	30"	36"	1 PC / 1 CTN	0.557	19.67	44	34	\$1,999.00	\$1,699.00
	WOVEN	6880.DOV/WHT	CROSS ACCENT CUBE Dove Flat Rope, White Speckle Stripe SUITABLE FOR OUTDOOR USE	18"	18"	19"	1 PC / 1 CTN	0.117	4.128	25	18	\$499.00	\$429.00










ESSENTIALS FOR LIVING®

IMAGE	COLLECTION	ITEM #	DESCRIPTION	W	D	H	PCS/ CTN	CBM	CBF	GROSS LBS	NET LBS	MSRP	MAP
	WOVEN	6880.WTA/TAU	CROSS ACCENT CUBE Taupe & White Flat Rope, Taupe Stripe SUITABLE FOR OUTDOOR USE	18"	18"	19"	1 PC / 1 CTN	0.117	4.128	25	18	\$499.00	\$429.00
	STITCH & HAND	6650.CRCRP	FAYE SLIPCOVER SWIVEL CLUB CHAIR Cream Crepe  SEE TERMS & CONDITIONS FOR SPECIAL CONSIDERATIONS	32.5"	37"	32.75"	1 PC / 1 CTN	0.72	25.427	90	75	\$1,999.00	\$1,699.00
	STITCH & HAND	6650.LHIVO	NEW FINISH FAYE SLIPCOVER SWIVEL CLUB CHAIR LiveSmart Halifax-Ivory	32.5"	37"	32.75"	1 PC / 1 CTN	0.72	25.427	90	75	\$1,899.00	\$1,599.00
	DISTRICT	4575.BGRY/BRA	FIONA UPHOLSTERED BENCH Blush Gray Velvet, Brass	55.5"	16.25"	18.5"	1 PC / 1 CTN	0.365	12.89	51	44	\$1,059.00	\$899.00
	ESSENTIALS	6437UP.BIS-BT	GASTON OTTOMAN Performance Bisque French Linen, Black Nail Tacks  SEE TERMS & CONDITIONS FOR SPECIAL CONSIDERATIONS	22.5"	17.5"	21"	1 PC / 1 CTN	0.156	5.509	26	19.6	\$399.00	\$339.00
	ESSENTIALS	6437UP.EGRY-BT	GASTON OTTOMAN Earl Gray, Black Nail Tacks	22.5"	17.5"	21"	1 PC / 1 CTN	0.156	5.509	26	19.6	\$399.00	\$339.00
	STITCH & HAND	7196UP.DDOV/NG	GORDON CLUB CHAIR Dark Dove Velvet, Natural Gray Oak (KD LEG CONSTRUCTION)	30.5"	33"	36"	1 PC / 1 CTN	0.41	14.479	51	38.5	\$999.00	\$849.00
	STITCH & HAND	7196UP.LPPRL/NG	GORDON CLUB CHAIR LiveSmart Peyton-Pearl, Natural Gray Oak (KD LEG CONSTRUCTION)	30.5"	33"	36"	1 PC / 1 CTN	0.41	14.479	51	38.5	\$999.00	\$849.00

ESSENTIALS FOR LIVING®

IMAGE	COLLECTION	ITEM #	DESCRIPTION	W	D	H	PCS/ CTN	CBM	CBF	GROSS LBS	NET LBS	MSRP	MAP
	STITCH & HAND	6657.BOU-SNO/NG	HAMLIN CLUB CHAIR LiveSmart Bouclé-Snow, Natural Gray Oak	29.25"	37"	36"	1 PC / 1 CTN	0.54	19.07	48	34	\$1,699.00	\$1,439.00
	BELLA ANTIQUE	8049.SGRY-OAK/FLX	HARBOR CLUB CHAIR Flax Linen, White Rope, Smoke Gray Oak  SEE TERMS & CONDITIONS FOR SPECIAL CONSIDERATIONS	29.5"	32"	35"	1 PC / 1 CTN	0.532	18.788	46	33	\$1,499.00	\$1,279.00
	BELLA ANTIQUE	8049.SGRY-OAK/LPPRL	HARBOR CLUB CHAIR LiveSmart Peyton-Pearl, White Rope, Smoke Gray Oak  SEE TERMS & CONDITIONS FOR SPECIAL CONSIDERATIONS	29.5"	32"	35"	1 PC / 1 CTN	0.532	18.788	47	33	\$1,499.00	\$1,279.00
	STITCH & HAND	6666.LPPRL/MBO	JUXTAPOSITION ACCENT CHAIR LiveSmart Peyton-Pearl, Matte Brown Oak, Jute Twine	22"	24"	30.5"	1 PC / 1 CTN	0.328	11.583	27	19	\$879.00	\$749.00
	STITCH & HAND	6700.LPPRL/NG	KEATON UPHOLSTERED BENCH LiveSmart Peyton-Pearl, Natural Gray Oak	63"	21.5"	24.5"	1 PC / 1 CTN	0.685	24.191	61	49.4	\$1,899.00	\$1,599.00
	STITCH & HAND	6700.WHBRN/NG	KEATON UPHOLSTERED BENCH Whiskey Brown Top Grain Leather, Natural Gray Oak  SEE TERMS & CONDITIONS FOR SPECIAL CONSIDERATIONS	63"	21.5"	24.5"	1 PC / 1 CTN	0.685	24.191	61	49.4	\$2,899.00	\$2,449.00
	STITCH & HAND	6701.BISQ/NG	KEATON DAYBED Bisque, Natural Gray Oak  SEE TERMS & CONDITIONS FOR SPECIAL CONSIDERATIONS	77.5"	33"	26"	1 PC / 1 CTN	1.251	44.179	113	97	\$2,829.00	\$2,399.00
	STITCH & HAND	6701.WHBRN/NG	KEATON DAYBED Whiskey Brown Top Grain Leather, Natural Gray Oak  SEE TERMS & CONDITIONS FOR SPECIAL CONSIDERATIONS	77.5"	33"	26"	1 PC / 1 CTN	1.251	44.179	113	97	\$3,999.00	\$3,399.00














ESSENTIALS FOR LIVING®

IMAGE	COLLECTION	ITEM #	DESCRIPTION	W	D	H	PCS/ CTN	CBM	CBF	GROSS LBS	NET LBS	MSRP	MAP
	ESSENTIALS	6434.IVT	NEW KNOX ACCENT CUBE Ivanhoe Toast <i>SEE TERMS & CONDITIONS FOR SPECIAL CONSIDERATIONS</i>	20"	20"	20"	1 PC / 1 CTN	0.149	5.262	17	15	\$279.00	\$229.00
	ESSENTIALS	6434.WSTO	NEW FINISH KNOX ACCENT CUBE LiveSmart Walden-Stone	20"	20"	20"	1 PC / 1 CTN	0.149	5.262	17	15	\$279.00	\$229.00
	STITCH & HAND	6649.DDOV/NG	LEONE CLUB CHAIR Dark Dove Velvet, Natural Gray Oak, Cane	26.5"	28"	33"	1 PC / 1 CTN	0.43	15.185	38	28	\$1,349.00	\$1,149.00
	STITCH & HAND	6649.LPPRL/NG	LEONE CLUB CHAIR LiveSmart Peyton-Pearl, Natural Gray Oak, Cane	26.5"	28"	33"	1 PC / 1 CTN	0.43	15.185	38	28	\$1,349.00	\$1,149.00
	STITCH & HAND	6698.LGLIN/NG	NEW FINISH LEONE BENCH LiveSmart Gellar-Linen, Natural Gray Oak, Cane	52"	18"	22.25"	1 PC / 1 CTN	0.427	15.08	38	29	\$1,299.00	\$1,099.00
	STITCH & HAND	6698.LPPRL/NG	LEONE BENCH LiveSmart Peyton-Pearl, Natural Gray Oak, Cane	52"	18"	22.25"	1 PC / 1 CTN	0.427	15.08	38	29	\$1,299.00	\$1,099.00
	SAMPLE	Z-T0835	NEW FINISH LUCIA CLUB CHAIR White Rattan, LiveSmart Peyton-Pearl, Natural Gray Mahogany	29"	28.75"	32.5"	1 PC / 1 CTN	0.563	19.879	45	30	\$1,299.00	\$1,099.00
	ESSENTIALS	6436.BIS-GLD	MARLOW OTTOMAN Performance Bisque French Linen, Gold Nails  <i>SEE TERMS & CONDITIONS FOR SPECIAL CONSIDERATIONS</i>	18.5"	18.5"	20"	1 PC / 1 CTN	0.14	4.944	17	14	\$299.00	\$249.00








ESSENTIALS FOR LIVING®

IMAGE	COLLECTION	ITEM #	DESCRIPTION	W	D	H	PCS/ CTN	CBM	CBF	GROSS LBS	NET LBS	MSRP	MAP
	STITCH & HAND	6643.BOU-SNO/NG	MCGUIRE SWIVEL CLUB CHAIR LiveSmart Bouclé-Snow, Natural Gray Oak & Cane	30"	34.25"	35"	1 PC / 1 CTN	0.607	21.436	74	61	\$2,199.00	\$1,849.00
	STITCH & HAND	6643.LGJUT/MBO	NEW FINISH MCGUIRE SWIVEL CLUB CHAIR LiveSmart Gellar-Jute, Matte Brown Oak & Cane	30"	34.25"	35"	1 PC / 1 CTN	0.607	21.436	74	61	\$2,199.00	\$1,849.00
	STITCH & HAND	6643.LGLIN/NG	NEW FINISH MCGUIRE SWIVEL CLUB CHAIR LiveSmart Gellar-Linen, Natural Gray Oak & Cane	30"	34.25"	35"	1 PC / 1 CTN	0.607	21.436	74	61	\$2,199.00	\$1,849.00
	STITCH & HAND	6651.CRCRP	OTTO SWIVEL CLUB CHAIR Cream Crepe  SEE TERMS & CONDITIONS FOR SPECIAL CONSIDERATIONS	34.25"	34.5"	45"	1 PC / 1 CTN	0.78	27.546	90	73	\$1,769.00	\$1,499.00
	WOVEN	6801.WHT/LPPRL/NG	PACIFIC CLUB CHAIR White Speckle Flat Rope, LiveSmart Peyton-Pearl, Natural Gray Mahogany	29.75"	33.25"	34.25"	1 PC / 1 CTN	0.679	23.965	57	37	\$1,299.00	\$1,099.00
	STITCH & HAND	6656.LPPRL/NG	PAXTON SWIVEL CLUB CHAIR LiveSmart Peyton-Pearl, Natural Gray Oak	36"	36"	30.25"	1 PC / 1 CTN	0.788	27.828	79	67	\$2,299.00	\$1,949.00
	STITCH & HAND	6656.LPSLA/NG	PAXTON SWIVEL CLUB CHAIR LiveSmart Peyton-Slate, Natural Gray Oak	36"	36"	30.25"	1 PC / 1 CTN	0.788	27.828	79	67	\$2,299.00	\$1,949.00
	STITCH & HAND	6647.LPPRL/NG	ROULEAU CHAISE LOUNGE LiveSmart Peyton-Pearl, Natural Gray Oak	31.5"	67"	38.5"	1 PC / 1 CTN	1.21	42.731	89	71	\$2,999.00	\$2,549.00












ESSENTIALS FOR LIVING®

IMAGE	COLLECTION	ITEM #	DESCRIPTION	W	D	H	PCS/ CTN	CBM	CBF	GROSS LBS	NET LBS	MSRP	MAP
	STITCH & HAND	6648.LPPRL/NG	ROULEAU CLUB CHAIR LiveSmart Peyton-Pearl, Natural Gray Oak	27.75"	33"	36.5"	1 PC / 1 CTN	0.61	21.542	51	39.7	\$1,899.00	\$1,599.00
	STITCH & HAND	6648.SPEW/NG	NEW FINISH ROULEAU CLUB CHAIR Stanebridge-Pewter, Natural Gray Oak	27.75"	33"	36.5"	1 PC / 1 CTN	0.61	21.542	53	42	\$1,899.00	\$1,599.00
	STITCH & HAND	6655.BISQ/NGBE	STRATTON CLUB CHAIR Bisque, Natural Gray Beech  SEE TERMS & CONDITIONS FOR SPECIAL CONSIDERATIONS	28"	32.5"	35.5"	1 PC / 1 CTN	0.503	17.763	47	38	\$1,469.00	\$1,249.00
	STITCH & HAND	6655.BOU-SNO/NGBE	STRATTON CLUB CHAIR LiveSmart Bouclé-Snow, Natural Gray Beech	28"	32.5"	35.5"	1 PC / 1 CTN	0.503	17.763	47	38	\$1,469.00	\$1,249.00
	STITCH & HAND	6658.OGRY/NG	TAHOE CLUB CHAIR Contract Ore Gray Synthetic, Natural Gray Oak  SEE TERMS & CONDITIONS FOR SPECIAL CONSIDERATIONS	26.75"	32.5"	32"	1 PC / 1 CTN	0.52	18.364	39	32	\$1,649.00	\$1,399.00
	BELLA ANTIQUE	8036.SGRY-OAK/WHT	TIBET OTTOMAN White Fur, Smoke Gray Oak  SEE TERMS & CONDITIONS FOR SPECIAL CONSIDERATIONS	29"	20"	21"	1 PC / 1 CTN	0.257	9.076	25	15	\$799.00	\$679.00
	ESSENTIALS	6430UP.BIS-GLD/NG	WARNER BENCH Performance Bisque French Linen, Natural Gray Ash, Gold Nails (KD CONSTRUCTION)  SEE TERMS & CONDITIONS FOR SPECIAL CONSIDERATIONS	60"	21"	28"	1 PC / 1 CTN	0.409	14.444	60	58	\$949.00	\$799.00
	ESSENTIALS	6435.BIS-GLD	YORK OTTOMAN Performance Bisque French Linen, Gold Nails  SEE TERMS & CONDITIONS FOR SPECIAL CONSIDERATIONS	20"	20"	22"	1 PC / 1 CTN	0.154	5.439	21	18	\$349.00	\$299.00
















ESSENTIALS FOR LIVING®

IMAGE	COLLECTION	ITEM #	DESCRIPTION	W	D	H	PCS/ CTN	CBM	CBF	GROSS LBS	NET LBS	MSRP	MAP
LIVING ROOM UPHOLSTERY													
SLEEPER SOFA MATTRESS													
	STITCH & HAND	6599-Q.MAT	SLEEPER SOFA QUEEN MATTRESS Gel Air Memory Foam	59.5"	72"	4.5"	1 PC / 1 CTN	0.155	5.474	32	30	\$899.00	\$759.00
CLARA													
	STITCH & HAND	6620-3S.STO-BSK/NG	CLARA 86" SLIM ARM QUEEN SLEEPER SOFA Performance Stone Basketweave, Natural Gray Oak (KD LEG CONSTRUCTION)	86"	37"	34"	1 PC / 1 CTN	1.64	57.917	200	175	\$3,999.00	\$3,399.00
	STITCH & HAND	6620-3.STO-BSK/NG	CLARA 86" SLIM ARM SOFA Performance Stone Basketweave, Natural Gray Oak (KD LEG CONSTRUCTION)	86.25"	37"	34"	1 PC / 1 CTN	1.56	55.091	162	142	\$3,299.00	\$2,799.00
	STITCH & HAND	6620-1S.STOBSK/NG	CLARA MODULAR 1-SEAT ARMLESS CHAIR Performance Stone Basketweave, Natural Gray Oak (KD LEG CONSTRUCTION)	31.5"	36"	34"	1 PC / 1 CTN	0.57	20.13	66	51	\$1,399.00	\$1,189.00
	STITCH & HAND	6620-2S1LA.STOBSK/ NG	CLARA MODULAR 2-SEAT LEFT SLIM ARM SOFA Performance Stone Basketweave, Natural Gray Oak (KD LEG CONSTRUCTION)	66.25"	36"	34"	1 PC / 1 CTN	1.17	41.319	143	105	\$2,799.00	\$2,379.00
	STITCH & HAND	6620-2S1RA.STOBSK/ NG	CLARA MODULAR 2-SEAT RIGHT SLIM ARM SOFA Performance Stone Basketweave, Natural Gray Oak (KD LEG CONSTRUCTION)	66.25"	36"	34"	1 PC / 1 CTN	1.17	41.319	143	105	\$2,799.00	\$2,379.00
	STITCH & HAND	6620-2S1RA.STOBSK/ NG	CLARA MODULAR 2-SEAT RIGHT SLIM ARM SOFA Performance Stone Basketweave, Natural Gray Oak (KD LEG CONSTRUCTION)	66.25"	36"	34"	1 PC / 1 CTN	1.17	41.319	143	105	\$2,799.00	\$2,379.00










ESSENTIALS FOR LIVING®

IMAGE	COLLECTION	ITEM #	DESCRIPTION	W	D	H	PCS/ CTN	CBM	CBF	GROSS LBS	NET LBS	MSRP	MAP
	STITCH & HAND	6620-CRN.STOBSK/NG	CLARA MODULAR CORNER CHAIR Performance Stone Basketweave, Natural Gray Oak (KD LEG CONSTRUCTION)	36"	36"	34"	1 PC / 1 CTN	0.66	23.308	82	75	\$1,499.00	\$1,279.00
	STITCH & HAND	6620-LCHS.STOBSK/NG	CLARA MODULAR LEFT-FACING CHAISE Performance Stone Basketweave, Natural Gray Oak (KD LEG CONSTRUCTION)	37.5"	79.75"	34"	1 PC / 1 CTN	1.46	51.56	132	119.5	\$2,999.00	\$2,549.00
	STITCH & HAND	6620-RCHS.STOBSK/ NG	CLARA MODULAR RIGHT-FACING CHAISE Performance Stone Basketweave, Natural Gray Oak (KD LEG CONSTRUCTION)	37.5"	79.75"	34"	1 PC / 1 CTN	1.46	51.56	132	119.5	\$2,999.00	\$2,549.00
DALEY													
	STITCH & HAND	6613-1S.TXCRM	DALEY MODULAR ARMLESS CHAIR Performance Textured Cream Linen, Espresso  SEE TERMS & CONDITIONS FOR SPECIAL CONSIDERATIONS	35.5"	37.5"	38"	1 PC / 1 CTN	0.68	24.014	78	53	\$1,599.00	\$1,349.00
	STITCH & HAND	6613-CRN.TXCRM	DALEY MODULAR CORNER CHAIR Performance Textured Cream Linen, Espresso  SEE TERMS & CONDITIONS FOR SPECIAL CONSIDERATIONS	37.5"	37.5"	38"	1 PC / 1 CTN	0.72	25.427	95	80	\$1,829.00	\$1,549.00
	STITCH & HAND	6613-0.TXCRM	DALEY MODULAR STORAGE OTTOMAN Performance Textured Cream Linen, Espresso  SEE TERMS & CONDITIONS FOR SPECIAL CONSIDERATIONS	35.5"	38"	18"	1 PC / 1 CTN	0.52	18.364	87	77	\$1,239.00	\$1,049.00
DEAN													
	STITCH & HAND	6604-3.BOU-SNO/NG	DEAN 92" CALIFORNIA CASUAL SOFA LiveSmart Bouclé-Snow, Natural Gray Oak (KD LEG CONSTRUCTION)	92"	40"	32"	1 PC / 1 CTN	1.97	69.571	178	154	\$4,299.00	\$3,649.00
	STITCH & HAND	6604-3.LGLIN/NG	NEW FINISH DEAN 92" CALIFORNIA CASUAL SOFA LiveSmart Gellar-Linen, Natural Gray Oak (KD LEG CONSTRUCTION)	92"	40"	32"	1 PC / 1 CTN	1.97	69.571	178	154	\$3,999.00	\$3,399.00









ESSENTIALS FOR LIVING®

IMAGE	COLLECTION	ITEM #	DESCRIPTION	W	D	H	PCS/ CTN	CBM	CBF	GROSS LBS	NET LBS	MSRP	MAP
HAVEN													
	STITCH & HAND	6606-3.BISQ	HAVEN 96" LOUNGE SLIPCOVER SOFA Bisque, Espresso  SEE TERMS & CONDITIONS FOR SPECIAL CONSIDERATIONS	95"	43.5"	31"	1 PC / 1 CTN	1.89	66.745	214	187	\$3,999.00	\$3,399.00
	STITCH & HAND	6606-LF.BISQ	HAVEN 110" LOUNGE SLIPCOVER LF SECTIONAL Bisque, Espresso  SEE TERMS & CONDITIONS FOR SPECIAL CONSIDERATIONS	110"	75.5"	31"	1 PC / 2 CTNS	2.87	101.354	296	293	\$6,499.00	\$5,499.00
	STITCH & HAND	6606-RF.BISQ	HAVEN 110" LOUNGE SLIPCOVER RF SECTIONAL Bisque, Espresso  SEE TERMS & CONDITIONS FOR SPECIAL CONSIDERATIONS	110"	75.5"	31"	1 PC / 2 CTNS	2.87	101.354	296	293	\$6,499.00	\$5,499.00
LENA													
	STITCH & HAND	6603-3.BISQ	LENA 95" SLOPE ARM SLIPCOVER SOFA Bisque, Espresso  SEE TERMS & CONDITIONS FOR SPECIAL CONSIDERATIONS	94.5"	39"	34"	1 PC / 1 CTN	2.08	73.455	209	181	\$4,499.00	\$3,799.00
	STITCH & HAND	6603-3.LATMB	NEW FINISH LENA 95" SLOPE ARM SLIPCOVER SOFA Performance Latte Micro Bouclé, Espresso	94.5"	39"	34"	1 PC / 1 CTN	2.08	73.455	209	181	\$3,999.00	\$3,399.00
	STITCH & HAND	6603-1S.BISQ	LENA MODULAR SLIPCOVER 1-SEAT ARMLESS CHAIR Bisque, Espresso  SEE TERMS & CONDITIONS FOR SPECIAL CONSIDERATIONS	34"	39.5"	34"	1 PC / 1 CTN	0.76	26.839	73	57	\$1,599.00	\$1,349.00
	STITCH & HAND	6603-2S1LA.BISQ	LENA MODULAR SLIPCOVER 2-SEAT LEFT SLOPE ARM SOFA Bisque, Espresso  SEE TERMS & CONDITIONS FOR SPECIAL CONSIDERATIONS	70"	39.5"	34"	1 PC / 1 CTN	1.55	54.738	150	123	\$3,299.00	\$2,799.00
	STITCH & HAND	6603-2S1RA.BISQ	LENA MODULAR SLIPCOVER 2-SEAT RIGHT SLOPE ARM SOFA Bisque, Espresso  SEE TERMS & CONDITIONS FOR SPECIAL CONSIDERATIONS	70"	39.5"	34"	1 PC / 1 CTN	1.55	54.738	150	123	\$3,299.00	\$2,799.00









ESSENTIALS FOR LIVING®

IMAGE	COLLECTION	ITEM #	DESCRIPTION	W	D	H	PCS/ CTN	CBM	CBF	GROSS LBS	NET LBS	MSRP	MAP
	STITCH & HAND	6603-CRN.BISQ	LENA MODULAR SLIPCOVER CORNER CHAIR Bisque, Espresso  SEE TERMS & CONDITIONS FOR SPECIAL CONSIDERATIONS	39"	39"	34"	1 PC / 1 CTN	0.88	31.077	96	78	\$1,899.00	\$1,599.00
	STITCH & HAND	6603-0.BISQ	LENA MODULAR SLIPCOVER OTTOMAN Bisque, Espresso  SEE TERMS & CONDITIONS FOR SPECIAL CONSIDERATIONS	33"	33"	20"	1 PC / 1 CTN	0.37	13.067	52	42	\$999.00	\$849.00
LOURNE													
	STITCH & HAND	6644-P.BOU-SNO	LOURNE PETITE SWIVEL SOFA CHAIR LiveSmart Bouclé-Snow	43.5"	41"	33"	1 PC / 1 CTN	0.83	29.311	110	90	\$2,349.00	\$1,999.00
	STITCH & HAND	6644.BOU-SNO	LOURNE GRAND SWIVEL SOFA CHAIR LiveSmart Bouclé-Snow	57"	51"	33"	1 PC / 1 CTN	1.36	48.028	163	143	\$2,999.00	\$2,549.00
MANHATTAN													
	STITCH & HAND	6720-1.LPPRL/NG	MANHATTAN WOOD TRIM SOFA CHAIR LiveSmart Peyton-Pearl, Natural Gray Oak	34.75"	38"	35.5"	1 PC / 1 CTN	0.767	27.087	84	64	\$1,999.00	\$1,699.00
	STITCH & HAND	6720-3.LPPRL/NG	MANHATTAN 85" WOOD TRIM SOFA LiveSmart Peyton-Pearl, Natural Gray Oak	85.5"	38"	35.5"	1 PC / 1 CTN	1.82	64.273	164	139	\$4,349.00	\$3,699.00
PARKER													
	STITCH & HAND	6602-1.DDOV/NG	PARKER POST MODERN SOFA CHAIR Dark Dove Velvet, Natural Gray Oak (KD LEG CONSTRUCTION)	43"	36.5"	34.5"	1 PC / 1 CTN	0.64	22.602	97	79	\$1,999.00	\$1,699.00
















ESSENTIALS FOR LIVING®

IMAGE	COLLECTION	ITEM #	DESCRIPTION	W	D	H	PCS/ CTN	CBM	CBF	GROSS LBS	NET LBS	MSRP	MAP
	STITCH & HAND	6602-3.DDOV/NG	PARKER 86" POST MODERN SOFA Dark Dove Velvet, Natural Gray Oak (KD LEG CONSTRUCTION)	86.25"	36.5"	33.5"	1 PC / 1 CTN	1.26	44.497	163	137	\$3,699.00	\$3,149.00
	STITCH & HAND	6602-1.OLV/NG	NEW FINISH PARKER POST MODERN SOFA CHAIR Olive Velvet, Natural Gray Oak (KD LEG CONSTRUCTION)	43"	36.5"	34.5"	1 PC / 1 CTN	0.64	22.602	97	79	\$1,899.00	\$1,599.00
	STITCH & HAND	6602-3.OLV/NG	NEW FINISH PARKER 86" POST MODERN SOFA Olive Velvet, Natural Gray Oak (KD LEG CONSTRUCTION)	86.25"	36.5"	33.5"	1 PC / 1 CTN	1.26	44.497	163	137	\$3,549.00	\$2,999.00
SIENA													
	STITCH & HAND	6607-1.LMIVO/NG	SIENA PLINTH BASE SOFA CHAIR LiveSmart Machale-Ivory, Natural Gray Oak	37.5"	37.5"	32"	1 PC / 1 CTN	0.73	25.78	91	71	\$1,899.00	\$1,599.00
	STITCH & HAND	6607-3.LMIVO/NG	SIENA 96" PLINTH BASE SOFA LiveSmart Machale-Ivory, Natural Gray Oak	96"	37.5"	32"	1 PC / 1 CTN	1.83	64.626	201	176	\$3,999.00	\$3,399.00
	STITCH & HAND	6607-3.PSTL/NG	SIENA 96" PLINTH BASE SOFA LiveSmart Paulston-Steel, Natural Gray Oak	96"	37.5"	32"	1 PC / 1 CTN	1.83	64.626	201	176	\$3,999.00	\$3,399.00
SKY													
	STITCH & HAND	6610-1S.LATMB	NEW FINISH SKY MODULAR ARMLESS CHAIR Performance Latte Micro Bouclé, Espresso	39.5"	40"	36"	1 PC / 1 CTN	0.71	25.074	71	62	\$1,349.00	\$1,149.00
	STITCH & HAND	6610-CRN.LATMB	NEW FINISH SKY MODULAR CORNER CHAIR Performance Latte Micro Bouclé, Espresso	40.5"	40.5"	36"	1 PC / 1 CTN	0.75	26.486	82	72	\$1,479.00	\$1,249.00
















ESSENTIALS FOR LIVING®

IMAGE	COLLECTION	ITEM #	DESCRIPTION	W	D	H	PCS/ CTN	CBM	CBF	GROSS LBS	NET LBS	MSRP	MAP
	STITCH & HAND	6610-0.LATMB	NEW FINISH SKY MODULAR OTTOMAN Performance Latte Micro Bouclé, Espresso	39.5"	39.5"	21.5"	1 PC / 1 CTN	0.53	18.717	60	52	\$979.00	\$829.00
	STITCH & HAND	6610-1S.LPPRL	SKY MODULAR ARMLESS CHAIR LiveSmart Peyton-Pearl, Espresso	39.5"	40"	36"	1 PC / 1 CTN	0.71	25.074	71	62	\$1,299.00	\$1,099.00
	STITCH & HAND	6610-CRN.LPPRL	SKY MODULAR CORNER CHAIR LiveSmart Peyton-Pearl, Espresso	40.5"	40.5"	36"	1 PC / 1 CTN	0.75	26.486	82	72	\$1,399.00	\$1,189.00
	STITCH & HAND	6610-0.LPPRL	SKY MODULAR OTTOMAN LiveSmart Peyton-Pearl, Espresso	39.5"	39.5"	21.5"	1 PC / 1 CTN	0.53	18.717	60	52	\$929.00	\$789.00
	STITCH & HAND	6610-1S.LPSLA	SKY MODULAR ARMLESS CHAIR LiveSmart Peyton-Slate, Espresso	39.5"	40"	36"	1 PC / 1 CTN	0.71	25.074	71	62	\$1,299.00	\$1,099.00
	STITCH & HAND	6610-CRN.LPSLA	SKY MODULAR CORNER CHAIR LiveSmart Peyton-Slate, Espresso	40.5"	40.5"	36"	1 PC / 1 CTN	0.75	26.486	82	72	\$1,399.00	\$1,189.00
	STITCH & HAND	6610-0.LPSLA	SKY MODULAR OTTOMAN LiveSmart Peyton-Slate, Espresso	39.5"	39.5"	21.5"	1 PC / 1 CTN	0.53	18.717	60	52	\$929.00	\$789.00
VIENNA													
	STITCH & HAND	6611-1.LPPRL/NG	VIENNA TRACK ARM SOFA CHAIR LiveSmart Peyton-Pearl, Natural Gray Oak (KD LEG CONSTRUCTION)	41.5"	44"	32.5"	1 PC / 1 CTN	0.77	27.193	101	83	\$1,999.00	\$1,699.00









ESSENTIALS FOR LIVING®

IMAGE	COLLECTION	ITEM #	DESCRIPTION	W	D	H	PCS/ CTN	CBM	CBF	GROSS LBS	NET LBS	MSRP	MAP
	STITCH & HAND	6611-3.LPPRL/NG	VIENNA 96" TRACK ARM SOFA LiveSmart Peyton-Pearl, Natural Gray Oak (KD LEG CONSTRUCTION)	96"	44"	33.5"	1 PC / 1 CTN	1.73	61.095	194	167	\$3,699.00	\$3,149.00
OUTDOOR													
OUTDOOR DINING													
	WOVEN	6829.GT	BOCA OUTDOOR 63" ROUND DINING TABLE Gray Teak  SEE TERMS & CONDITIONS FOR SPECIAL CONSIDERATIONS	63"	63"	29.5"	1 PC / 1 CTN	0.514	18.134	132	113	\$2,599.00	\$2,199.00
	WOVEN	6829-S.GT	BOCA OUTDOOR LAZY SUSAN Gray Teak  SEE TERMS & CONDITIONS FOR SPECIAL CONSIDERATIONS	26.5"	26.5"	1.5"	1 PC / 1 CTN	0.053	1.854	14	12	\$349.00	\$299.00
	WOVEN	6825-RD.GT	CARMEL OUTDOOR 54" ROUND DINING TABLE Gray Teak  SEE TERMS & CONDITIONS FOR SPECIAL CONSIDERATIONS	53.75"	53.75"	30"	1 PC / 1 CTN	0.5	17.658	103	92	\$2,299.00	\$1,949.00
	WOVEN	6825-RDCTR.GT	CARMEL OUTDOOR 36" ROUND COUNTER TABLE Gray Teak  SEE TERMS & CONDITIONS FOR SPECIAL CONSIDERATIONS	36"	36"	36"	1 PC / 1 CTN	0.211	7.434	67	56	\$1,399.00	\$1,189.00
	WOVEN	6825-SQCTR.GT	CARMEL OUTDOOR 42" SQUARE COUNTER TABLE Gray Teak  SEE TERMS & CONDITIONS FOR SPECIAL CONSIDERATIONS	42"	42"	36"	1 PC / 1 CTN	0.25	8.829	85	73	\$1,399.00	\$1,189.00
	WOVEN	6827.GT	DIEGO OUTDOOR DINING TABLE Gray Teak  SEE TERMS & CONDITIONS FOR SPECIAL CONSIDERATIONS	86.5"	39.5"	29.5"	1 PC / 2 CTNS	0.595	21.027	165	141.5	\$2,898.00	\$2,468.00
	WOVEN	6830.GT	SUR OUTDOOR DINING TABLE Gray Teak  SEE TERMS & CONDITIONS FOR SPECIAL CONSIDERATIONS	71.75"	36"	29.75"	1 PC / 2 CTNS	0.644	22.753	143	116	\$2,829.00	\$2,399.00









ESSENTIALS FOR LIVING®

IMAGE	COLLECTION	ITEM #	DESCRIPTION	W	D	H	PCS/ CTN	CBM	CBF	GROSS LBS	NET LBS	MSRP	MAP
	WOVEN	6830-L.GT	BIG SUR OUTDOOR DINING TABLE Gray Teak  SEE TERMS & CONDITIONS FOR SPECIAL CONSIDERATIONS	94.25"	42"	29.75"	1 PC / 2 CTNS	0.851	30.035	176	140	\$3,699.00	\$3,149.00
OUTDOOR SEATING													
	WOVEN	6834.BLA	ADELE OUTDOOR SLIPCOVER DINING CHAIR Performance Blanca, Gray Teak  SEE TERMS & CONDITIONS FOR SPECIAL CONSIDERATIONS	22.5"	26.5"	40"	1 PC / 1 CTN	0.411	14.508	35	23	\$699.00	\$599.00
	WOVEN	6848.DOV/GT	COSTA OUTDOOR BENCH Dove Flat Rope, Gray Teak  SEE TERMS & CONDITIONS FOR SPECIAL CONSIDERATIONS	52"	17.5"	18.5"	1 PC / 1 CTN	0.382	13.487	31	21	\$949.00	\$799.00
	WOVEN	6849.DOV/DOV/GT	COSTA OUTDOOR DINING CHAIR Dove Flat Rope, Performance Dove, Gray Teak  SEE TERMS & CONDITIONS FOR SPECIAL CONSIDERATIONS	19"	22"	34.5"	2 PCS / 1 CTN	0.215	7.582	41	12	\$699.00	\$599.00
	WOVEN	6849CS.DOV/GT	COSTA OUTDOOR BACKLESS COUNTER STOOL Dove Flat Rope, Gray Teak  SEE TERMS & CONDITIONS FOR SPECIAL CONSIDERATIONS	17.25"	17.5"	26"	1 PC / 1 CTN	0.181	6.374	17	9	\$529.00	\$449.00
	WOVEN	6849CSBK.DOV/DOV/GT	COSTA OUTDOOR COUNTER STOOL Dove Flat Rope, Performance Dove, Gray Teak  SEE TERMS & CONDITIONS FOR SPECIAL CONSIDERATIONS	18.5"	21.25"	40"	1 PC / 1 CTN	0.276	9.761	24	13.6	\$849.00	\$719.00
	WOVEN	6835.WHT/W-ET	NEW KITTS OUTDOOR DINING CHAIR White Speckle Twist Rope, Weathered Ever Teak	18.5"	22.5"	32.25"	2 PCS / 1 CTN	0.244	8.603	25	15	\$699.00	\$599.00
	WOVEN	6803.WHT/WHT/GT	LATTIS OUTDOOR DINING CHAIR White Speckle Flat Rope, Performance White Speckle, Gray Teak (KD BASE CONSTRUCTION)  SEE TERMS & CONDITIONS FOR SPECIAL CONSIDERATIONS	22"	23.5"	35.75"	1 PC / 1 CTN	0.359	12.66	34	20.8	\$1,059.00	\$899.00









ESSENTIALS FOR LIVING®

IMAGE	COLLECTION	ITEM #	DESCRIPTION	W	D	H	PCS/ CTN	CBM	CBF	GROSS LBS	NET LBS	MSRP	MAP
	WOVEN	6804.WHT/WHT/GT	LATTIS OUTDOOR WING CHAIR White Speckle Flat Rope, Performance White Speckle, Gray Teak (KD BASE CONSTRUCTION) <small>SEE TERMS & CONDITIONS FOR SPECIAL CONSIDERATIONS</small>	25.5"	28.5"	41.25"	1 PC / 1 CTN	0.571	20.179	41	24.8	\$1,499.00	\$1,279.00
	WOVEN	6809KD.WTA/PUM/GT	LOOM OUTDOOR ARM CHAIR Taupe & White Flat Rope, Performance Pumice, Gray Teak (KD BASE CONSTRUCTION) <small>SEE TERMS & CONDITIONS FOR SPECIAL CONSIDERATIONS</small>	24"	26"	33"	2 PCS / 1 CTN	0.192	6.777	43	18	\$849.00	\$719.00
	WOVEN	6808KD.WTA/PUM/GT	LOOM OUTDOOR DINING CHAIR Taupe & White Flat Rope, Performance Pumice, Gray Teak (KD BASE CONSTRUCTION) <small>SEE TERMS & CONDITIONS FOR SPECIAL CONSIDERATIONS</small>	23"	26"	33"	2 PCS / 1 CTN	0.176	6.212	43	17.5	\$799.00	\$679.00
	WOVEN	6808BS.WTA/PUM/GT	LOOM OUTDOOR BARSTOOL Taupe & White Flat Rope, Performance Pumice, Gray Teak (KD BASE CONSTRUCTION) <small>SEE TERMS & CONDITIONS FOR SPECIAL CONSIDERATIONS</small>	23.5"	22"	44.5"	1 PC / 1 CTN	0.447	15.789	35	22	\$1,199.00	\$999.00
	WOVEN	6808CS.PLA-R/SG/GT	LOOM OUTDOOR COUNTER STOOL Platinum Rope, Performance Smoke Gray, Gray Teak (KD BASE CONSTRUCTION) <small>SEE TERMS & CONDITIONS FOR SPECIAL CONSIDERATIONS</small>	23.5"	22"	40.5"	1 PC / 1 CTN	0.396	13.978	36	27	\$1,049.00	\$889.00
	WOVEN	6808CS.WTA/PUM/GT	LOOM OUTDOOR COUNTER STOOL Taupe & White Flat Rope, Performance Pumice, Gray Teak (KD BASE CONSTRUCTION) <small>SEE TERMS & CONDITIONS FOR SPECIAL CONSIDERATIONS</small>	23.5"	22"	40.5"	1 PC / 1 CTN	0.396	13.978	34	27	\$1,199.00	\$999.00
	WOVEN	6810.PW/WHT/GT	LUCIA OUTDOOR ARM CHAIR Pure White Synthetic Wicker, Performance White Speckle, Gray Teak <small>SEE TERMS & CONDITIONS FOR SPECIAL CONSIDERATIONS</small>	21.75"	22"	31"	1 PC / 1 CTN	0.339	11.982	24	17.5	\$799.00	\$679.00
	WOVEN	6810CS.PW/WHT/GT	LUCIA OUTDOOR COUNTER STOOL Pure White Synthetic Wicker, Performance White Speckle, Gray Teak <small>SEE TERMS & CONDITIONS FOR SPECIAL CONSIDERATIONS</small>	21.5"	21"	39.75"	1 PC / 1 CTN	0.422	14.91	33	21	\$999.00	\$849.00









ESSENTIALS FOR LIVING®

IMAGE	COLLECTION	ITEM #	DESCRIPTION	W	D	H	PCS/ CTN	CBM	CBF	GROSS LBS	NET LBS	MSRP	MAP
	WOVEN	6854.WTA/PUM/GT	MESH OUTDOOR DINING CHAIR Taupe & White Flat Rope, Gray Teak, Performance Pumice (KD BASE CONSTRUCTION) <small>(W) SEE TERMS & CONDITIONS FOR SPECIAL CONSIDERATIONS</small>	22"	25"	37.5"	2 PCS / 1 CTN	0.191	6.745	48	19	\$849.00	\$719.00
	WOVEN	6853CS.WTA/PUM/GT	MESH OUTDOOR COUNTER STOOL Taupe & White Flat Rope, Gray Teak, Performance Pumice <small>(W) SEE TERMS & CONDITIONS FOR SPECIAL CONSIDERATIONS</small>	19.5"	21"	39"	1 PC / 1 CTN	0.287	10.128	30	17.95	\$949.00	\$799.00
	WOVEN	6850.DOV/WHT/GT	TAPESTRY OUTDOOR DINING CHAIR Dove Flat Rope, White Speckle Stripe, Performance White Speckle, Gray Teak <small>(W) SEE TERMS & CONDITIONS FOR SPECIAL CONSIDERATIONS</small>	24.75"	23.5"	34.5"	2 PCS / 1 CTN	0.328	11.569	62	23	\$999.00	\$849.00
	WOVEN	6850.WTA/PUM/GT	TAPESTRY OUTDOOR DINING CHAIR Taupe & White Flat Rope, Taupe Stripe, Performance Pumice, Gray Teak <small>(W) SEE TERMS & CONDITIONS FOR SPECIAL CONSIDERATIONS</small>	24.75"	23.5"	34.5"	2 PCS / 1 CTN	0.328	11.569	62	23	\$999.00	\$849.00
	WOVEN	6850BS.DOV/WHT/GT	TAPESTRY OUTDOOR BARSTOOL Dove Flat Rope, White Speckle Stripe, Performance White Speckle, Gray Teak <small>(W) SEE TERMS & CONDITIONS FOR SPECIAL CONSIDERATIONS</small>	21"	21.5"	39"	1 PC / 1 CTN	0.434	15.337	33	25.5	\$1,049.00	\$889.00
	WOVEN	6850BS.WTA/PUM/GT	TAPESTRY OUTDOOR BARSTOOL Taupe & White Flat Rope, Taupe Stripe, Performance Pumice, Gray Teak <small>(W) SEE TERMS & CONDITIONS FOR SPECIAL CONSIDERATIONS</small>	21"	21.5"	39"	1 PC / 1 CTN	0.434	15.337	33	25.5	\$1,049.00	\$889.00
	WOVEN	6850CS.DOV/WHT/GT	TAPESTRY OUTDOOR COUNTER STOOL Dove Flat Rope, White Speckle Stripe, Performance White Speckle, Gray Teak <small>(W) SEE TERMS & CONDITIONS FOR SPECIAL CONSIDERATIONS</small>	21"	22"	35"	1 PC / 1 CTN	0.394	13.907	37	22.8	\$1,049.00	\$889.00
	WOVEN	6850CS.WTA/PUM/GT	TAPESTRY OUTDOOR COUNTER STOOL Taupe & White Flat Rope, Taupe Stripe, Performance Pumice, Gray Teak <small>(W) SEE TERMS & CONDITIONS FOR SPECIAL CONSIDERATIONS</small>	21"	22"	35"	1 PC / 1 CTN	0.394	13.907	37	22.8	\$1,049.00	\$889.00









ESSENTIALS FOR LIVING®

IMAGE	COLLECTION	ITEM #	DESCRIPTION	W	D	H	PCS/ CTN	CBM	CBF	GROSS LBS	NET LBS	MSRP	MAP
OUTDOOR LIVING													
	DISTRICT	4610.IVO	BENTO ACCENT TABLE Ivory Concrete <small>(D) SEE TERMS & CONDITIONS FOR SPECIAL CONSIDERATIONS</small>	17.5"	15"	19"	1 PC / 1 CTN	0.173	6.109	42	38	\$359.00	\$299.00
	DISTRICT	4610.SLA-GRY	BENTO ACCENT TABLE Slate Gray Concrete <small>(D) SEE TERMS & CONDITIONS FOR SPECIAL CONSIDERATIONS</small>	17.5"	15"	19"	1 PC / 1 CTN	0.173	6.109	42	38	\$359.00	\$299.00
	WOVEN	6826.GT	DRIFT NESTING COFFEE TABLE Gray Teak, Anthracite Iron (KD CONSTRUCTION) <small>(W) SEE TERMS & CONDITIONS FOR SPECIAL CONSIDERATIONS</small>	39"	39"	19.5"	1 PC / 1 CTN	0.23	8.133	80	71	\$999.00	\$849.00
	WOVEN	6818.WTA	LOOM ACCENT TABLE Taupe & White Flat Rope, Taupe Stripe	16.5"	16.5"	20"	1 PC / 1 CTN	0.139	4.898	18	13	\$499.00	\$419.00
	DISTRICT	4612.IVO	PAWM ACCENT TABLE Ivory Concrete <small>(D) SEE TERMS & CONDITIONS FOR SPECIAL CONSIDERATIONS</small>	13.75"	13.75"	17.75"	1 PC / 1 CTN	0.128	4.52	40	29	\$319.00	\$269.00
	DISTRICT	4612.SLA-GRY	PAWM ACCENT TABLE Slate Gray Concrete <small>(D) SEE TERMS & CONDITIONS FOR SPECIAL CONSIDERATIONS</small>	13.75"	13.75"	17.75"	1 PC / 1 CTN	0.128	4.52	40	29	\$319.00	\$269.00
	DISTRICT	4611.IVO	TACK ACCENT TABLE Ivory Concrete <small>(D) SEE TERMS & CONDITIONS FOR SPECIAL CONSIDERATIONS</small>	17.75"	17.75"	19.75"	1 PC / 1 CTN	0.205	7.24	51	42	\$479.00	\$399.00
	DISTRICT	4611.SLA-GRY	TACK ACCENT TABLE Slate Gray Concrete <small>(D) SEE TERMS & CONDITIONS FOR SPECIAL CONSIDERATIONS</small>	17.75"	17.75"	19.75"	1 PC / 1 CTN	0.205	7.24	51	42	\$479.00	\$399.00
















ESSENTIALS FOR LIVING®

IMAGE	COLLECTION	ITEM #	DESCRIPTION	W	D	H	PCS/ CTN	CBM	CBF	GROSS LBS	NET LBS	MSRP	MAP
	WOVEN	6846.WTA/GT	TAPESTRY OUTDOOR COFFEE TABLE Taupe & White Flat Rope, Taupe Stripe, Gray Teak, Clear Glass <small>(W) SEE TERMS & CONDITIONS FOR SPECIAL CONSIDERATIONS</small>	50"	28"	17"	1 PC / 1 CTN	0.594	20.97	83	62	\$1,399.00	\$1,189.00
	WOVEN	6847.WTA/GT	TAPESTRY OUTDOOR END TABLE Taupe & White Flat Rope, Taupe Stripe, Gray Teak, Clear Glass <small>(W) SEE TERMS & CONDITIONS FOR SPECIAL CONSIDERATIONS</small>	22"	22"	22"	1 PC / 1 CTN	0.303	10.693	40	27.6	\$829.00	\$699.00
	WOVEN	6870.WTA/GT	WRAP OUTDOOR COFFEE TABLE Taupe & White Flat Rope, Gray Teak (KD CONSTRUCTION) <small>(W) SEE TERMS & CONDITIONS FOR SPECIAL CONSIDERATIONS</small>	56.25"	32.25"	17.75"	1 PC / 1 CTN	0.305	10.778	86	71	\$1,699.00	\$1,449.00
	WOVEN	6870SQ.WTA/GT	WRAP OUTDOOR SQUARE COFFEE TABLE Taupe & White Flat Rope, Gray Teak (KD CONSTRUCTION) <small>(W) SEE TERMS & CONDITIONS FOR SPECIAL CONSIDERATIONS</small>	42.25"	42.25"	17.75"	1 PC / 1 CTN	0.305	10.778	81	67	\$1,599.00	\$1,349.00
	WOVEN	6872.WTA/GT	WRAP OUTDOOR END TABLE Taupe & White Flat Rope, Gray Teak (KD CONSTRUCTION) <small>(W) SEE TERMS & CONDITIONS FOR SPECIAL CONSIDERATIONS</small>	21.25"	21.25"	21"	1 PC / 1 CTN	0.12	4.22	34	26	\$699.00	\$599.00
	WOVEN	6873.WTA/GT	WRAP OUTDOOR CONSOLE TABLE Taupe & White Flat Rope, Gray Teak (KD CONSTRUCTION) <small>(W) SEE TERMS & CONDITIONS FOR SPECIAL CONSIDERATIONS</small>	63.25"	17.5"	30"	1 PC / 1 CTN	0.245	8.659	71	47	\$1,499.00	\$1,299.00
OUTDOOR ACCENTS													
	WOVEN	6817FS.PLA-R/SG/GT	LOOM OUTDOOR FOOTSTOOL Platinum Rope, Performance Smoke Gray, Gray Teak <small>(W) SEE TERMS & CONDITIONS FOR SPECIAL CONSIDERATIONS</small>	29"	24"	17.75"	1 PC / 1 CTN	0.253	8.945	30	20	\$699.00	\$599.00
	WOVEN	6817.WTA/PUM/GT	LOOM OUTDOOR CLUB CHAIR Taupe & White Flat Rope, Performance Pumice, Gray Teak (KD BASE CONSTRUCTION) <small>(W) SEE TERMS & CONDITIONS FOR SPECIAL CONSIDERATIONS</small>	30.5"	37"	35"	1 PC / 1 CTN	0.667	23.541	52	31	\$1,999.00	\$1,699.00















ESSENTIALS FOR LIVING®

IMAGE	COLLECTION	ITEM #	DESCRIPTION	W	D	H	PCS/ CTN	CBM	CBF	GROSS LBS	NET LBS	MSRP	MAP
	WOVEN	6817FS.WTA/PUM/GT	LOOM OUTDOOR FOOTSTOOL Taupe & White Flat Rope, Performance Pumice, Gray Teak <small>(W) SEE TERMS & CONDITIONS FOR SPECIAL CONSIDERATIONS</small>	29"	24"	17.75"	1 PC / 1 CTN	0.253	8.945	30	20	\$799.00	\$679.00
	WOVEN	6811.PW/WHT/GT	LUCIA OUTDOOR CLUB CHAIR Pure White Synthetic Wicker, Performance White Speckle, Gray Teak <small>(W) SEE TERMS & CONDITIONS FOR SPECIAL CONSIDERATIONS</small>	29"	28.75"	32.5"	1 PC / 1 CTN	0.563	19.879	45	30	\$1,499.00	\$1,279.00
	WOVEN	6851.WTA/PUM/GT	TAPESTRY OUTDOOR CLUB CHAIR Taupe & White Flat Rope, Taupe Stripe, Performance Pumice, Gray Teak <small>(W) SEE TERMS & CONDITIONS FOR SPECIAL CONSIDERATIONS</small>	29"	34"	33"	1 PC / 1 CTN	0.528	18.639	52	43	\$1,599.00	\$1,369.00
	WOVEN	6851FS.WTA/PUM/GT	TAPESTRY OUTDOOR FOOTSTOOL Taupe & White Flat Rope, Performance Pumice, Gray Teak <small>(W) SEE TERMS & CONDITIONS FOR SPECIAL CONSIDERATIONS</small>	26.5"	21"	17.5"	1 PC / 1 CTN	0.318	11.23	32	20	\$949.00	\$799.00
	WOVEN	6821.WTA/PUM/GT	WEB OUTDOOR CLUB CHAIR Taupe & White Flat Rope, Performance Pumice, Gray Teak <small>(W) SEE TERMS & CONDITIONS FOR SPECIAL CONSIDERATIONS</small>	30"	30.5"	32"	1 PC / 1 CTN	0.613	21.645	52	35.5	\$1,799.00	\$1,529.00
OUTDOOR UPHOLSTERY													
	STITCH & HAND	6728.KDFT	NEW COLIN OUTDOOR 94" SLOPE ARM SLIPCOVER SOFA LiveSmart Kona-Driftwood	94"	38"	36"	1 PC / 1 CTN	2.086	73.667	180	149	\$4,999.00	\$4,249.00
	WOVEN	6860.DOV/DOV/GT	COSTA OUTDOOR CLUB CHAIR Dove Flat Rope, Performance Dove, Gray Teak <small>(W) SEE TERMS & CONDITIONS FOR SPECIAL CONSIDERATIONS</small>	28.5"	29.5"	32.5"	1 PC / 1 CTN	0.543	19.173	47	32	\$1,599.00	\$1,349.00
	WOVEN	6861-3.DOV/DOV/GT	COSTA OUTDOOR 77" SOFA Dove Flat Rope, Performance Dove, Gray Teak <small>(W) SEE TERMS & CONDITIONS FOR SPECIAL CONSIDERATIONS</small>	77"	29.5"	32.5"	1 PC / 1 CTN	1.462	51.613	106	73	\$3,899.00	\$3,299.00









ESSENTIALS FOR LIVING®

IMAGE	COLLECTION	ITEM #	DESCRIPTION	W	D	H	PCS/ CTN	CBM	CBF	GROSS LBS	NET LBS	MSRP	MAP
	WOVEN	6817-3.WTA/PUM/GT	LOOM OUTDOOR 79" SOFA Taupe & White Flat Rope, Performance Pumice, Gray Teak (KD BASE CONSTRUCTION)  SEE TERMS & CONDITIONS FOR SPECIAL CONSIDERATIONS	79"	37"	34"	1 PC / 1 CTN	1.69	59.682	114	71	\$4,499.00	\$3,799.00
	WOVEN	6823.WTA/PUM/GT	LOOM OUTDOOR CHAISE LOUNGE Taupe & White Flat Rope, Performance Pumice, Gray Teak  SEE TERMS & CONDITIONS FOR SPECIAL CONSIDERATIONS	28"	80"	42"	1 PC / 1 CTN	0.745	26.313	77	58	\$2,249.00	\$1,899.00
	WOVEN	6845.WTA/PUM/GT	TAPESTRY OUTDOOR CHAISE LOUNGE Taupe & White Flat Rope, Taupe Stripe, Performance Pumice, Gray Teak  SEE TERMS & CONDITIONS FOR SPECIAL CONSIDERATIONS	28"	80"	44"	1 PC / 1 CTN	0.745	26.313	83	66.5	\$2,399.00	\$2,039.00
	STITCH & HAND	6726.ATWN	NEW THEA OUTDOOR 90" TAPER ARM SLIPCOVER SOFA Performance Allerton-Twine	90"	39"	33.5"	1 PC / 1 CTN	1.567	55.339	0		\$4,879.00	\$4,149.00
	WOVEN	6843.WTA/PUM/GT	TROPEZ OUTDOOR 90" SOFA Taupe & White Flat Rope, Performance Pumice, Gray Teak  SEE TERMS & CONDITIONS FOR SPECIAL CONSIDERATIONS	90"	35"	28.75"	1 PC / 1 CTN	1.9	67.099	143	116	\$4,999.00	\$4,249.00
	WOVEN	6843-2S1L.WTA/PUM/ GT	TROPEZ OUTDOOR MODULAR LEFT FACING 1-ARM SOFA Taupe & White Flat Rope, Performance Pumice, Gray Teak  SEE TERMS & CONDITIONS FOR SPECIAL CONSIDERATIONS	45"	34"	33"	1 PC / 1 CTN	1.027	36.269	86	62.2	\$2,799.00	\$2,379.00
	WOVEN	6843-2S1R.WTA/PUM/ GT	TROPEZ OUTDOOR MODULAR RIGHT FACING 1-ARM SOFA Taupe & White Flat Rope, Performance Pumice, Gray Teak  SEE TERMS & CONDITIONS FOR SPECIAL CONSIDERATIONS	45"	34"	33"	1 PC / 1 CTN	1.027	36.269	86	62.2	\$2,799.00	\$2,379.00
	WOVEN	6843-1S.WTA/PUM/GT	TROPEZ OUTDOOR MODULAR ARMLESS SOFA CHAIR Taupe & White Flat Rope, Performance Pumice, Gray Teak  SEE TERMS & CONDITIONS FOR SPECIAL CONSIDERATIONS	39"	34"	33"	1 PC / 1 CTN	0.894	31.575	78	53.4	\$2,349.00	\$1,999.00









ESSENTIALS FOR LIVING®

IMAGE	COLLECTION	ITEM #	DESCRIPTION	W	D	H	PCS/ CTN	CBM	CBF	GROSS LBS	NET LBS	MSRP	MAP
	WOVEN	6843-CRN.WTA/PUM/GT	TROPEZ OUTDOOR MODULAR CORNER SOFA Taupe & White Flat Rope, Performance Pumice, Gray Teak  SEE TERMS & CONDITIONS FOR SPECIAL CONSIDERATIONS	33.75"	33.75"	33"	1 PC / 1 CTN	0.784	27.669	76	53.6	\$2,349.00	\$1,999.00
	WOVEN	6843-1SRCK.WTA/PUM	TROPEZ OUTDOOR SWIVEL ROCKER SOFA CHAIR Taupe & White Flat Rope, Performance Pumice	36.5"	35"	35"	1 PC / 1 CTN	0.987	34.856	91	61.3	\$3,099.00	\$2,629.00
	WOVEN	6843-1.WTA/PUM/GT	TROPEZ OUTDOOR SOFA CHAIR Taupe & White Flat Rope, Performance Pumice, Gray Teak  SEE TERMS & CONDITIONS FOR SPECIAL CONSIDERATIONS	36.5"	35"	33"	1 PC / 1 CTN	0.874	30.851	77	54.6	\$2,599.00	\$2,199.00
	WOVEN	6843-0.WTA/PUM/GT	TROPEZ OUTDOOR OTTOMAN Taupe & White Flat Rope, Performance Pumice, Gray Teak  SEE TERMS & CONDITIONS FOR SPECIAL CONSIDERATIONS	36.5"	24"	18"	1 PC / 1 CTN	0.406	14.352	47	33.8	\$1,299.00	\$1,099.00
HOME OFFICE													
	BELLA ANTIQUE	8090.SGRY-OAK/CN	CANE DESK Smoke Gray Oak, Smoke Gray Cane, Brushed Gold (SEMI KD CONSTRUCTION)  SEE TERMS & CONDITIONS FOR SPECIAL CONSIDERATIONS	55"	24"	31.25"	1 PC / 1 CTN	0.46	16.245	115	104	\$2,649.00	\$2,249.00
	TRADITIONS	6137.LHON/BBRS	STELLA DESK Light Honey Oak, Brushed Brass (SEMI KD CONSTRUCTION)  SEE TERMS & CONDITIONS FOR SPECIAL CONSIDERATIONS	54"	27.5"	31.5"	1 PC / 1 CTN	0.329	11.622	119	101	\$1,449.00	\$1,229.00
	TRADITIONS	6137.WHT/BBRS	STELLA DESK Matte White, Brushed Brass (SEMI KD CONSTRUCTION)	54"	27.5"	31.5"	1 PC / 1 CTN	0.329	11.622	119	101	\$1,449.00	\$1,229.00
	TRADITIONS	6124.GRY-SHG/GLD	STRAND SHAGREEN DESK Gray Shagreen, Brushed Gold, Clear Glass (SEMI KD CONSTRUCTION)  SEE TERMS & CONDITIONS FOR SPECIAL CONSIDERATIONS	49"	24"	31.5"	1 PC / 2 CTNS	0.372	13.127	132	121	\$1,729.00	\$1,469.00














ESSENTIALS FOR LIVING®

IMAGE	COLLECTION	ITEM #	DESCRIPTION	W	D	H	PCS/ CTN	CBM	CBF	GROSS LBS	NET LBS	MSRP	MAP
	TRADITIONS	6124.PRL-SHG/GLD	STRAND SHAGREEN DESK Pearl Shagreen, Brushed Gold (SEMI KD CONSTRUCTION) <small>Ⓢ SEE TERMS & CONDITIONS FOR SPECIAL CONSIDERATIONS</small>	49"	24"	31.5"	1 PC / 2 CTNS	0.372	13.127	132	121	\$1,729.00	\$1,469.00
BEDROOM													
BEDS													
	STITCH & HAND	7128-1.LPPRL/NG	BALBOA QUEEN BED LiveSmart Peyton-Pearl, Natural Gray Oak	66.5"	87.5"	60"	1 PC / 3 CTNS	1.5	52.973	191	171	\$2,699.00	\$2,299.00
	STITCH & HAND	7128-2.LPPRL/NG	BALBOA CAL KING BED LiveSmart Peyton-Pearl, Natural Gray Oak	78.5"	91.5"	60"	1 PC / 3 CTNS	1.7	60.036	196	182.8	\$3,049.00	\$2,599.00
	STITCH & HAND	7128-3.LPPRL/NG	BALBOA STANDARD KING BED LiveSmart Peyton-Pearl, Natural Gray Oak	82.5"	87.5"	60"	1 PC / 3 CTNS	1.846	65.191	204	191	\$3,049.00	\$2,599.00
	STITCH & HAND	7128-T.PET/NG	BALBOA TWIN BED Petal Velvet, Natural Gray Oak	45"	83.5"	60"	1 PC / 3 CTNS	1.124	39.694	150	142.9	\$2,479.00	\$2,099.00
	STITCH & HAND	7128-1.PET/NG	NEW FINISH BALBOA QUEEN BED Petal Velvet, Natural Gray Oak	66.5"	87.5"	60"	1 PC / 3 CTNS	1.5	52.973	193	171	\$2,829.00	\$2,399.00
	STITCH & HAND	7127-1.CRM/NG	CHANDLER QUEEN BED Cream Velvet, Natural Gray Oak	71.25"	87"	61.75"	1 PC / 3 CTNS	1.33	46.969	186	145	\$2,599.00	\$2,199.00
	STITCH & HAND	7127-2.CRM/NG	CHANDLER CAL KING BED Cream Velvet, Natural Gray Oak	83.25"	91"	61.75"	1 PC / 3 CTNS	1.533	54.138	209	175	\$2,999.00	\$2,549.00









ESSENTIALS FOR LIVING®

IMAGE	COLLECTION	ITEM #	DESCRIPTION	W	D	H	PCS/ CTN	CBM	CBF	GROSS LBS	NET LBS	MSRP	MAP
	STITCH & HAND	7127-3.CRM/NG	CHANDLER STANDARD KING BED Cream Velvet, Natural Gray Oak	87.25"	87"	61.75"	1 PC / 3 CTNS	1.58	55.798	201	162	\$2,999.00	\$2,549.00
	STITCH & HAND	7127-1.DDOV/NG	CHANDLER QUEEN BED Dark Dove Velvet, Natural Gray Oak	71.25"	87"	61.75"	1 PC / 3 CTNS	1.398	49.37	202	145	\$3,199.00	\$2,699.00
	STITCH & HAND	7127-2.DDOV/NG	CHANDLER CAL KING BED Dark Dove Velvet, Natural Gray Oak	83.25"	91"	61.75"	1 PC / 3 CTNS	1.597	56.398	232	175	\$3,499.00	\$2,979.00
	STITCH & HAND	7127-3.DDOV/NG	CHANDLER STANDARD KING BED Dark Dove Velvet, Natural Gray Oak	87.25"	87"	61.75"	1 PC / 3 CTNS	1.663	58.729	230	162	\$3,499.00	\$2,979.00
	STITCH & HAND	7127-T.DEN/NG	CHANDLER TWIN BED Denim Velvet, Natural Gray Oak	49"	82.5"	62.5"	1 PC / 3 CTNS	1.033	36.48	141	112.5	\$2,379.00	\$1,999.00
	STITCH & HAND	7127-1.DEN/NG	NEW FINISH CHANDLER QUEEN BED Denim Velvet, Natural Gray Oak	71.25"	87"	61.75"	1 PC / 3 CTNS	1.398	49.37	187	149	\$3,059.00	\$2,599.00
	TRADITIONS	6170-1.NG/LPPRL	EMMETT QUEEN BED LiveSmart Peyton-Pearl, Natural Gray	66"	86.5"	61"	1 PC / 3 CTNS	1.108	39.143	286	241	\$2,399.00	\$1,999.00
	TRADITIONS	6170-3.NG/LPPRL	EMMETT STANDARD KING BED LiveSmart Peyton-Pearl, Natural Gray	82"	86.5"	61"	1 PC / 3 CTNS	1.307	46.146	317		\$2,699.00	\$2,289.00









ESSENTIALS FOR LIVING®

IMAGE	COLLECTION	ITEM #	DESCRIPTION	W	D	H	PCS/ CTN	CBM	CBF	GROSS LBS	NET LBS	MSRP	MAP
	WOVEN	6895-1.WWA/NG	MALAY QUEEN BED White Wash Abaca Rope, Natural Gray Mahogany  SEE TERMS & CONDITIONS FOR SPECIAL CONSIDERATIONS	65.25"	87.25"	54"	1 PC / 3 CTNS	0.811	28.655	218	183.04	\$2,999.00	\$2,549.00
	WOVEN	6895-2.WWA/NG	MALAY CAL KING BED White Wash Abaca Rope, Natural Gray Mahogany  SEE TERMS & CONDITIONS FOR SPECIAL CONSIDERATIONS	77.25"	91.25"	54"	1 PC / 3 CTNS	0.921	32.538	249	204.93	\$3,299.00	\$2,799.00
	WOVEN	6895-3.WWA/NG	MALAY STANDARD KING BED White Wash Abaca Rope, Natural Gray Mahogany  SEE TERMS & CONDITIONS FOR SPECIAL CONSIDERATIONS	81.25"	87.25"	54"	1 PC / 3 CTNS	0.949	33.501	257	209.77	\$3,299.00	\$2,799.00
	STITCH & HAND	7124-1.LPPRL/BIS/NG	NEW SLOAN QUEEN BED LiveSmart Peyton-Pearl, Bisque, Natural Gray Oak  SEE TERMS & CONDITIONS FOR SPECIAL CONSIDERATIONS	71"	88"	59"	1 PC / 3 CTNS	1.685	59.506	183	202	\$2,879.00	\$2,449.00
	STITCH & HAND	7124-2.LPPRL/BIS/NG	NEW SLOAN CAL KING BED LiveSmart Peyton-Pearl, Bisque, Natural Gray Oak SEE TERMS & CONDITIONS FOR SPECIAL CONSIDERATIONS	83"	92"	59"	1 PC / 3 CTNS	1.935	68.335	201	188.5	\$3,179.00	\$2,699.00
	STITCH & HAND	7124-3.LPPRL/BIS/NG	NEW SLOAN STANDARD KING BED LiveSmart Peyton-Pearl, Bisque, Natural Gray Oak  SEE TERMS & CONDITIONS FOR SPECIAL CONSIDERATIONS	87"	88"	59"	1 PC / 3 CTNS	1.99	70.277	206	172	\$3,179.00	\$2,699.00
	STITCH & HAND	7126-T.LPPRL/NG	STEWART TWIN BED LiveSmart Peyton-Pearl, Natural Gray Oak	44.25"	82.5"	54"	1 PC / 3 CTNS	0.959	33.867	114	97	\$2,129.00	\$1,799.00
	STITCH & HAND	7126-1.LPPRL/NG	STEWART QUEEN BED LiveSmart Peyton-Pearl, Natural Gray Oak	66"	87"	54.5"	1 PC / 3 CTNS	1.321	46.651	173	144	\$2,699.00	\$2,299.00









ESSENTIALS FOR LIVING®

IMAGE	COLLECTION	ITEM #	DESCRIPTION	W	D	H	PCS/ CTN	CBM	CBF	GROSS LBS	NET LBS	MSRP	MAP
	STITCH & HAND	7126-2.LPPRL/NG	STEWART CAL KING BED LiveSmart Peyton-Pearl, Natural Gray Oak	78"	91"	54.5"	1 PC / 3 CTNS	1.42	50.147	198	158	\$2,999.00	\$2,549.00
	STITCH & HAND	7126-3.LPPRL/NG	STEWART STANDARD KING BED LiveSmart Peyton-Pearl, Natural Gray Oak	82"	87"	54.5"	1 PC / 3 CTNS	1.454	51.348	192	163	\$2,999.00	\$2,549.00
	STITCH & HAND	7131-1.LPPRL/MBO	TAILOR QUEEN BED LiveSmart Peyton-Pearl, Matte Brown Oak	65.25"	86.25"	62.5"	1 PC / 2 CTNS	1.295	45.733	172	124.5	\$3,399.00	\$2,889.00
	STITCH & HAND	7131-2.LPPRL/MBO	TAILOR CAL KING BED LiveSmart Peyton-Pearl, Matte Brown Oak	77.25"	90.25"	62.5"	1 PC / 2 CTNS	1.388	49.017	198	151	\$3,799.00	\$3,199.00
	STITCH & HAND	7131-3.LPPRL/MBO	TAILOR STANDARD KING BED LiveSmart Peyton-Pearl, Matte Brown Oak	81.25"	86.25"	62.5"	1 PC / 2 CTNS	1.343	47.428	197	162	\$3,799.00	\$3,199.00
	STITCH & HAND	7130-1.LPPRL/NG	TAILOR SHELTER QUEEN BED LiveSmart Peyton-Pearl, Natural Gray Oak	67"	87.5"	62.5"	1 PC / 3 CTNS	1.629	57.528	206	175	\$3,899.00	\$3,299.00
	STITCH & HAND	7130-2.LPPRL/NG	TAILOR SHELTER CAL KING BED LiveSmart Peyton-Pearl, Natural Gray Oak	79"	91.5"	62.5"	1 PC / 3 CTNS	1.964	69.359	246	196	\$4,299.00	\$3,649.00
	STITCH & HAND	7130-3.LPPRL/NG	TAILOR SHELTER STANDARD KING BED LiveSmart Peyton-Pearl, Natural Gray Oak	83"	87.5"	62.5"	1 PC / 3 CTNS	2.038	71.972	249	199	\$4,299.00	\$3,649.00









ESSENTIALS FOR LIVING®

IMAGE	COLLECTION	ITEM #	DESCRIPTION	W	D	H	PCS/ CTN	CBM	CBF	GROSS LBS	NET LBS	MSRP	MAP
	STITCH & HAND	7129-1.BOU-SNO/NG	WARREN QUEEN BED LiveSmart Bouclé-Snow, Natural Gray Oak	66.5"	99"	44.5"	1 PC / 3 CTNS	1.053	37.187	178	158	\$3,399.00	\$2,889.00
	STITCH & HAND	7129-2.BOU-SNO/NG	WARREN CAL KING BED LiveSmart Bouclé-Snow, Natural Gray Oak	78.5"	103"	44.5"	1 PC / 3 CTNS	1.237	43.685	208	188	\$3,699.00	\$3,149.00
	STITCH & HAND	7129-3.BOU-SNO/NG	WARREN STANDARD KING BED LiveSmart Bouclé-Snow, Natural Gray Oak	82.5"	99"	44.5"	1 PC / 3 CTNS	1.266	44.709	189	176	\$3,699.00	\$3,149.00
	STITCH & HAND	7129-1.LGJUT/NG	NEW FINISH WARREN QUEEN BED LiveSmart Gellar-Jute, Natural Gray Oak	66.5"	99"	44.5"	1 PC / 3 CTNS	1.053	37.187	178	158	\$3,299.00	\$2,799.00
	STITCH & HAND	7129-2.LGJUT/NG	NEW FINISH WARREN CAL KING BED LiveSmart Gellar-Jute, Natural Gray Oak	78.5"	103"	44.5"	1 PC / 3 CTNS	1.237	43.685	208	188	\$3,549.00	\$2,999.00
	STITCH & HAND	7129-3.LGJUT/NG	NEW FINISH WARREN STANDARD KING BED LiveSmart Gellar-Jute, Natural Gray Oak	82.5"	99"	44.5"	1 PC / 3 CTNS	1.266	44.709	189	176	\$3,549.00	\$2,999.00
CASEGOODS													
	TRADITIONS	6150.NG/BSTL	ATLAS 2-DRAWER NIGHTSTAND Natural Gray Acacia, Brushed Stainless Steel <small>(T) SEE TERMS & CONDITIONS FOR SPECIAL CONSIDERATIONS</small>	23.5"	19"	26.25"	1 PC / 1 CTN	0.34	12.018	89	66	\$1,239.00	\$1,049.00
	TRADITIONS	6152.NG/BSTL	ATLAS 6-DRAWER DOUBLE DRESSER Natural Gray Acacia, Brushed Stainless Steel <small>(T) SEE TERMS & CONDITIONS FOR SPECIAL CONSIDERATIONS</small>	63"	19"	35.5"	1 PC / 1 CTN	1.05	37.095	245	174	\$2,999.00	\$2,549.00







ESSENTIALS FOR LIVING®

IMAGE	COLLECTION	ITEM #	DESCRIPTION	W	D	H	PCS/ CTN	CBM	CBF	GROSS LBS	NET LBS	MSRP	MAP
	TRADITIONS	6154.DGR-BGLD/WHT	AZURE CARRERA MEDIA CHEST Dove Gray, White Carrera Marble, Brushed Gold Ⓟ SEE TERMS & CONDITIONS FOR SPECIAL CONSIDERATIONS	36.75"	19"	32.5"	1 PC / 1 CTN	0.607	21.447	208	174	\$2,239.00	\$1,899.00
	TRADITIONS	6155.DGR-BGLD/WHT	AZURE CARRERA 6-DRAWER DOUBLE DRESSER Dove Gray, White Carrera Marble, Brushed Gold Ⓟ SEE TERMS & CONDITIONS FOR SPECIAL CONSIDERATIONS	71"	19"	37"	1 PC / 1 CTN	1.245	43.974	401	368	\$4,729.00	\$3,999.00
	TRADITIONS	6154.NG-BSTL/WHT	AZURE CARRERA MEDIA CHEST Natural Gray Acacia, White Carrera Marble, Brushed Stainless Steel Ⓟ SEE TERMS & CONDITIONS FOR SPECIAL CONSIDERATIONS	36.75"	19"	32.5"	1 PC / 1 CTN	0.607	21.447	208	174	\$2,239.00	\$1,899.00
	TRADITIONS	6155.NG-BSTL/WHT	AZURE CARRERA 6-DRAWER DOUBLE DRESSER Natural Gray Acacia, White Carrera Marble, Brushed Stainless Steel Ⓟ SEE TERMS & CONDITIONS FOR SPECIAL CONSIDERATIONS	71"	19"	37"	1 PC / 1 CTN	1.245	43.974	386	368	\$4,729.00	\$3,999.00
	TRADITIONS	6131.B-BLK/BGLD	BRADLEY 2-DRAWER NIGHTSTAND Brushed Black Acacia, Brushed Gold Ⓟ SEE TERMS & CONDITIONS FOR SPECIAL CONSIDERATIONS	35"	17.75"	27"	1 PC / 1 CTN	0.458	16.185	132	97	\$1,589.00	\$1,349.00
	TRADITIONS	6131.DGR/BGLD	BRADLEY 2-DRAWER NIGHTSTAND Dove Gray, Brushed Gold	35"	17.75"	27"	1 PC / 1 CTN	0.458	16.185	117	97	\$1,589.00	\$1,349.00
	TRADITIONS	6132.DGR/BGLD	BRADLEY 7-DRAWER DOUBLE DRESSER Dove Gray, Brushed Gold	66"	20"	34"	1 PC / 1 CTN	1.065	37.61	291		\$2,949.00	\$2,499.00
	BRONZE BAY	5250.DB-OAK/BIA	CAMBRIA 2-DRAWER NIGHTSTAND Dutch Brown Oak, Bianco Marble, Aged Brass (KD LEG CONSTRUCTION) Ⓟ SEE TERMS & CONDITIONS FOR SPECIAL CONSIDERATIONS	29"	18"	26.75"	1 PC / 1 CTN	0.334	11.802	152	126	\$1,529.00	\$1,299.00









ESSENTIALS FOR LIVING®

IMAGE	COLLECTION	ITEM #	DESCRIPTION	W	D	H	PCS/ CTN	CBM	CBF	GROSS LBS	NET LBS	MSRP	MAP
	BRONZE BAY	5252.DB-OAK/BIA	CAMBRIA 8-DRAWER DOUBLE DRESSER Dutch Brown Oak, Bianco Marble, Aged Brass (KD LEG CONSTRUCTION) <small>SEE TERMS & CONDITIONS FOR SPECIAL CONSIDERATIONS</small>	65"	20"	36.25"	1 PC / 1 CTN	1.073	37.897	424	375	\$3,779.00	\$3,199.00
	BRONZE BAY	5250.NAT-OAK/BIA	NEW FINISH CAMBRIA 2-DRAWER NIGHTSTAND Natural Oak, Bianco Marble, Aged Brass (KD LEG CONSTRUCTION) <small>SEE TERMS & CONDITIONS FOR SPECIAL CONSIDERATIONS</small>	29"	18"	26.75"	1 PC / 1 CTN	0.334	11.802	152	126	\$1,529.00	\$1,299.00
	BRONZE BAY	5252.NAT-OAK/BIA	NEW FINISH CAMBRIA 8-DRAWER DOUBLE DRESSER Natural Oak, Bianco Marble, Aged Brass (KD LEG CONSTRUCTION) <small>SEE TERMS & CONDITIONS FOR SPECIAL CONSIDERATIONS</small>	65"	20"	36.25"	1 PC / 1 CTN	1.073	37.897	424	375	\$3,779.00	\$3,199.00
	TRADITIONS	6053.NG	EDEN 1-DRAWER 2-DOOR NIGHTSTAND Natural Gray Acacia <small>SEE TERMS & CONDITIONS FOR SPECIAL CONSIDERATIONS</small>	28"	19"	27"	1 PC / 1 CTN	0.398	14.059	90	67	\$1,059.00	\$899.00
	TRADITIONS	6054.NG	EDEN 3-DRAWER NIGHTSTAND Natural Gray Acacia <small>SEE TERMS & CONDITIONS FOR SPECIAL CONSIDERATIONS</small>	33"	19"	29"	1 PC / 1 CTN	0.487	17.181	107	82	\$1,299.00	\$1,099.00
	TRADITIONS	6058.NG	EDEN 5-DRAWER HIGH CHEST Natural Gray Acacia <small>SEE TERMS & CONDITIONS FOR SPECIAL CONSIDERATIONS</small>	37.75"	20"	48.5"	1 PC / 1 CTN	0.896	31.656	196	158	\$1,999.00	\$1,699.00
	TRADITIONS	6057.NG	EDEN 7-DRAWER MEDIA DRESSER Natural Gray Acacia <small>SEE TERMS & CONDITIONS FOR SPECIAL CONSIDERATIONS</small>	67.75"	20"	37.5"	1 PC / 1 CTN	1.235	43.6	248	229	\$2,599.00	\$2,199.00
	BRONZE BAY	5256.DB-OAK	NEW FINISH HIGHLAND 2-DRAWER NIGHTSTAND Dutch Brown Oak, Polished Brass (KD LEG CONSTRUCTION)	23"	17"	24"	1 PC / 1 CTN	0.222	7.822	78	57	\$999.00	\$849.00









ESSENTIALS FOR LIVING®

IMAGE	COLLECTION	ITEM #	DESCRIPTION	W	D	H	PCS/ CTN	CBM	CBF	GROSS LBS	NET LBS	MSRP	MAP
	BRONZE BAY	5257.DB-OAK	NEW HIGHLAND OPEN SHELF, 2-DRAWER NIGHTSTAND Dutch Brown Oak, Polished Brass	34"	17"	30"	1 PC / 1 CTN	0.442	15.609	0		\$1,199.00	\$999.00
	BRONZE BAY	5258.DB-OAK	NEW FINISH HIGHLAND 8-DRAWER DOUBLE DRESSER Dutch Brown Oak, Polished Brass (KD LEG CONSTRUCTION)	67.5"	20"	32"	1 PC / 1 CTN	0.864	30.498	301	238	\$2,949.00	\$2,499.00
	BRONZE BAY	5256.NAT-OAK	HIGHLAND 2-DRAWER NIGHTSTAND Natural Oak, Polished Brass (KD LEG CONSTRUCTION)	23"	17"	24"	1 PC / 1 CTN	0.222	7.822	78	57	\$999.00	\$849.00
	BRONZE BAY	5257.NAT-OAK	NEW HIGHLAND OPEN SHELF, 2-DRAWER NIGHTSTAND Natural Oak, Polished Brass	34"	17"	30"	1 PC / 1 CTN	0.442	15.609	0		\$1,199.00	\$999.00
	BRONZE BAY	5258.NAT-OAK	HIGHLAND 8-DRAWER DOUBLE DRESSER Natural Oak, Polished Brass (KD LEG CONSTRUCTION)	67.5"	20"	32"	1 PC / 1 CTN	0.864	30.498	301	238	\$2,949.00	\$2,499.00
	TRADITIONS	6146.B-BLK/NAT	HOLLAND MEDIA CHEST Brushed Black Acacia, Natural Rattan, Brushed Brass & Acrylic Ⓢ SEE TERMS & CONDITIONS FOR SPECIAL CONSIDERATIONS	34"	19"	30"	1 PC / 1 CTN	0.525	18.551	129	109	\$1,529.00	\$1,299.00
	TRADITIONS	6148.B-BLK/NAT	HOLLAND 6-DRAWER DOUBLE DRESSER Brushed Black Acacia, Natural Rattan, Brushed Brass & Acrylic Ⓢ SEE TERMS & CONDITIONS FOR SPECIAL CONSIDERATIONS	67.5"	20"	36.75"	1 PC / 1 CTN	1.198	42.297	253	223	\$3,199.00	\$2,699.00
	TRADITIONS	6146.WHT/NAT	HOLLAND MEDIA CHEST Matte White, Natural Rattan, Brushed Brass & Acrylic Ⓢ SEE TERMS & CONDITIONS FOR SPECIAL CONSIDERATIONS	34"	19"	30"	1 PC / 1 CTN	0.525	18.551	129	109	\$1,699.00	\$1,449.00









ESSENTIALS FOR LIVING®

IMAGE	COLLECTION	ITEM #	DESCRIPTION	W	D	H	PCS/ CTN	CBM	CBF	GROSS LBS	NET LBS	MSRP	MAP
	TRADITIONS	6148.WHT/NAT	HOLLAND 6-DRAWER DOUBLE DRESSER Matte White, Natural Rattan, Brushed Brass & Acrylic Ⓣ SEE TERMS & CONDITIONS FOR SPECIAL CONSIDERATIONS	67.5"	20"	36.75"	1 PC / 1 CTN	1.198	42.297	276	223	\$3,479.00	\$2,949.00
	WOVEN	6896.WWA/NG	MALAY 1-DRAWER NIGHTSTAND White Wash Abaca Rope, Natural Gray Mahogany Ⓜ SEE TERMS & CONDITIONS FOR SPECIAL CONSIDERATIONS	24"	22"	26"	1 PC / 1 CTN	0.382	13.487	64	47	\$999.00	\$849.00
	WOVEN	6898.WWA/NG	MALAY 6-DRAWER DOUBLE DRESSER White Wash Abaca Rope, Natural Gray Mahogany Ⓜ SEE TERMS & CONDITIONS FOR SPECIAL CONSIDERATIONS	67.5"	20"	37"	1 PC / 1 CTN	1.206	42.602	233	197	\$2,999.00	\$2,549.00
	TRADITIONS	6048.NG	MOSAIC 2-DRAWER NIGHTSTAND Natural Gray Acacia, Brushed Stainless Steel (KD BASE CONSTRUCTION) Ⓣ SEE TERMS & CONDITIONS FOR SPECIAL CONSIDERATIONS	29.5"	20"	27"	1 PC / 1 CTN	0.296	10.446	71	62	\$1,099.00	\$929.00
	TRADITIONS	6049.NG	MOSAIC 6-DRAWER DOUBLE DRESSER Natural Gray Acacia, Brushed Stainless Steel Ⓣ SEE TERMS & CONDITIONS FOR SPECIAL CONSIDERATIONS	62"	20"	34"	1 PC / 1 CTN	1.021	36.06	183	164	\$2,799.00	\$2,379.00
	TRADITIONS	6160.PRL-SHG/BBRS	SONIA SHAGREEN 1-DRAWER NIGHTSTAND Pearl Shagreen, Lucite, Brushed Brass Ⓣ SEE TERMS & CONDITIONS FOR SPECIAL CONSIDERATIONS	25"	19"	26"	1 PC / 1 CTN	0.348	12.29	102	83	\$1,649.00	\$1,399.00
	TRADITIONS	6161.PRL-SHG/BBRS	SONIA SHAGREEN 6-DRAWER DOUBLE DRESSER Pearl Shagreen, Lucite, Brushed Brass Ⓣ SEE TERMS & CONDITIONS FOR SPECIAL CONSIDERATIONS	62.25"	19.5"	34"	1 PC / 1 CTN	1.011	35.711	282	230	\$3,899.00	\$3,299.00
	TRADITIONS	6134.LHON/BBRS	STELLA 1-DRAWER NIGHTSTAND Light Honey Oak, Brushed Brass Ⓣ SEE TERMS & CONDITIONS FOR SPECIAL CONSIDERATIONS	28"	17.75"	27"	1 PC / 1 CTN	0.375	13.257	72	57	\$1,179.00	\$999.00









ESSENTIALS FOR LIVING®

IMAGE	COLLECTION	ITEM #	DESCRIPTION	W	D	H	PCS/ CTN	CBM	CBF	GROSS LBS	NET LBS	MSRP	MAP
	TRADITIONS	6135.LHON/BBRS	STELLA 5-DRAWER HIGH CHEST Light Honey Oak, Brushed Brass <small>(T) SEE TERMS & CONDITIONS FOR SPECIAL CONSIDERATIONS</small>	39.5"	21.5"	40.25"	1 PC / 1 CTN	0.785	27.719	192	168	\$2,479.00	\$2,099.00
	TRADITIONS	6136.LHON/BBRS	STELLA 6-DRAWER DOUBLE DRESSER Light Honey Oak, Brushed Brass <small>(T) SEE TERMS & CONDITIONS FOR SPECIAL CONSIDERATIONS</small>	66"	20"	36"	1 PC / 1 CTN	1.158	40.902	259	226	\$3,349.00	\$2,849.00
	TRADITIONS	6134.WHT/BBRS	STELLA 1-DRAWER NIGHTSTAND Matte White, Brushed Brass	28"	17.75"	27"	1 PC / 1 CTN	0.375	13.257	72	57	\$1,179.00	\$999.00
	TRADITIONS	6135.WHT/BBRS	STELLA 5-DRAWER HIGH CHEST Matte White, Brushed Brass	39.5"	21.5"	40.25"	1 PC / 1 CTN	0.785	27.719	224	170	\$2,479.00	\$2,099.00
	TRADITIONS	6136.WHT/BBRS	STELLA 6-DRAWER DOUBLE DRESSER Matte White, Brushed Brass	66"	20"	36"	1 PC / 1 CTN	1.158	40.902	292	226	\$3,349.00	\$2,849.00
	TRADITIONS	6121.GRY-SHG/GLD	STRAND SHAGREEN 2-DRAWER NIGHTSTAND Gray Shagreen, Brushed Gold <small>(T) SEE TERMS & CONDITIONS FOR SPECIAL CONSIDERATIONS</small>	32"	19"	30"	1 PC / 1 CTN	0.484	17.107	106	80.5	\$1,699.00	\$1,449.00
	TRADITIONS	6120.GRY-SHG/GLD	STRAND SHAGREEN 3-DRAWER NIGHTSTAND Gray Shagreen, Brushed Gold <small>(T) SEE TERMS & CONDITIONS FOR SPECIAL CONSIDERATIONS</small>	35"	19"	30"	1 PC / 1 CTN	0.533	18.826	117	99	\$1,899.00	\$1,599.00
	TRADITIONS	6122.GRY-SHG/GLD	STRAND SHAGREEN 6-DRAWER DOUBLE DRESSER Gray Shagreen, Brushed Gold <small>(T) SEE TERMS & CONDITIONS FOR SPECIAL CONSIDERATIONS</small>	68"	20"	37.5"	1 PC / 1 CTN	1.199	42.357	260	208	\$3,549.00	\$2,999.00










ESSENTIALS FOR LIVING®

IMAGE	COLLECTION	ITEM #	DESCRIPTION	W	D	H	PCS/ CTN	CBM	CBF	GROSS LBS	NET LBS	MSRP	MAP
	TRADITIONS	6121.PRL-SHG/GLD	STRAND SHAGREEN 2-DRAWER NIGHTSTAND Pearl Shagreen, Brushed Gold <small>Ⓟ SEE TERMS & CONDITIONS FOR SPECIAL CONSIDERATIONS</small>	32"	19"	30"	1 PC / 1 CTN	0.484	17.107	124	80.5	\$1,699.00	\$1,449.00
	TRADITIONS	6120.PRL-SHG/GLD	STRAND SHAGREEN 3-DRAWER NIGHTSTAND Pearl Shagreen, Brushed Gold <small>Ⓟ SEE TERMS & CONDITIONS FOR SPECIAL CONSIDERATIONS</small>	35"	19"	30"	1 PC / 1 CTN	0.533	18.826	147	99	\$1,899.00	\$1,599.00
	TRADITIONS	6122.PRL-SHG/GLD	STRAND SHAGREEN 6-DRAWER DOUBLE DRESSER Pearl Shagreen, Brushed Gold <small>Ⓟ SEE TERMS & CONDITIONS FOR SPECIAL CONSIDERATIONS</small>	68"	20"	37.5"	1 PC / 1 CTN	1.199	42.357	265	208	\$3,549.00	\$2,999.00
	TRADITIONS	6139.BBRN/WHT-AB	WRENN 1-DRAWER NIGHTSTAND Burnished Brown Acacia, Matte White, Antique Bronze <small>Ⓟ SEE TERMS & CONDITIONS FOR SPECIAL CONSIDERATIONS</small>	27.5"	17.75"	28.5"	1 PC / 1 CTN	0.373	13.165	117	90	\$1,299.00	\$1,099.00
	TRADITIONS	6140.BBRN/WHT-AB	WRENN 6-DRAWER DOUBLE DRESSER Burnished Brown Acacia, Matte White, Antique Bronze <small>Ⓟ SEE TERMS & CONDITIONS FOR SPECIAL CONSIDERATIONS</small>	63"	20"	35"	1 PC / 1 CTN	1.085	38.327	280	245	\$3,349.00	\$2,849.00
	TRADITIONS	6139.NG/WHT-BSTL	WRENN 1-DRAWER NIGHTSTAND Natural Gray Acacia, Matte White, Brushed Stainless Steel & Acrylic <small>Ⓟ SEE TERMS & CONDITIONS FOR SPECIAL CONSIDERATIONS</small>	27.5"	17.75"	28.5"	1 PC / 1 CTN	0.373	13.165	115	90	\$1,299.00	\$1,099.00
	TRADITIONS	6140.NG/WHT-BSTL	WRENN 6-DRAWER DOUBLE DRESSER Natural Gray Acacia, Matte White, Brushed Stainless Steel & Acrylic <small>Ⓟ SEE TERMS & CONDITIONS FOR SPECIAL CONSIDERATIONS</small>	63"	20"	35"	1 PC / 1 CTN	1.085	38.327	268	245	\$3,349.00	\$2,849.00
	TRADITIONS	6157.BBRN/BGLD	WYNN 3-DRAWER NIGHTSTAND Burnished Brown Acacia, Brushed Gold <small>Ⓟ SEE TERMS & CONDITIONS FOR SPECIAL CONSIDERATIONS</small>	38"	19.5"	30.25"	1 PC / 1 CTN	0.573	20.25	166	141	\$1,769.00	\$1,499.00
















ESSENTIALS FOR LIVING®

IMAGE	COLLECTION	ITEM #	DESCRIPTION	W	D	H	PCS/ CTN	CBM	CBF	GROSS LBS	NET LBS	MSRP	MAP
	TRADITIONS	6158.BBRN/BGLD	WYNN 6-DRAWER DOUBLE DRESSER Burnished Brown Acacia, Brushed Gold Ⓢ SEE TERMS & CONDITIONS FOR SPECIAL CONSIDERATIONS	64"	20"	36"	1 PC / 1 CTN	1.085	38.331	279	241	\$2,999.00	\$2,549.00
	TRADITIONS	6157.PRL-SHG/BSTL	WYNN SHAGREEN 3-DRAWER NIGHTSTAND Pearl Shagreen, Brushed Stainless Steel Ⓢ SEE TERMS & CONDITIONS FOR SPECIAL CONSIDERATIONS	38"	19.5"	30.25"	1 PC / 1 CTN	0.573	20.25	166	141	\$2,179.00	\$1,849.00
	TRADITIONS	6158.PRL-SHG/BSTL	WYNN SHAGREEN 6-DRAWER DOUBLE DRESSER Pearl Shagreen, Brushed Stainless Steel Ⓢ SEE TERMS & CONDITIONS FOR SPECIAL CONSIDERATIONS	64"	20"	36"	1 PC / 1 CTN	1.085	38.331	316	241	\$4,129.00	\$3,499.00
DÉCOR													
PILLOWS													
	STITCH & HAND	7215-12.BOU-SNO	NEW THE 12" ESSENTIAL SPHERE PILLOW LiveSmart Bouclé Snow	12"	12"	12"	1 PC / 1 CTN	0.027	0.954	0		\$159.00	\$129.00
	STITCH & HAND	7215-12.LGLIN	NEW THE 12" ESSENTIAL SPHERE PILLOW LiveSmart Gellar-Linen	12"	12"	12"	1 PC / 1 CTN	0.027	0.954	0		\$159.00	\$129.00
	STITCH & HAND	7200-22.BISQ	THE BASIC 22" ESSENTIAL PILLOW Bisque Ⓢ SEE TERMS & CONDITIONS FOR SPECIAL CONSIDERATIONS	22"	5"	22"	2 PCS / 1 CTN	0.045	1.602	12	5	\$169.00	\$139.00
	STITCH & HAND	7200-22.BOU-SNO	THE BASIC 22" ESSENTIAL PILLOW LiveSmart Bouclé-Snow	22"	5"	22"	2 PCS / 1 CTN	0.045	1.602	12	5	\$179.00	\$149.00
	STITCH & HAND	7200-22.DDOV	THE BASIC 22" ESSENTIAL PILLOW Dark Dove Velvet	22"	5"	22"	2 PCS / 1 CTN	0.045	1.602	12	5	\$179.00	\$149.00















ESSENTIALS FOR LIVING®

IMAGE	COLLECTION	ITEM #	DESCRIPTION	W	D	H	PCS/ CTN	CBM	CBF	GROSS LBS	NET LBS	MSRP	MAP
	STITCH & HAND	7200-22.LGLIN	NEW FINISH THE BASIC 22" ESSENTIAL PILLOW LiveSmart Gellar-Linen	22"	5"	22"	2 PCS / 1 CTN	0.045	1.602	12	5	\$179.00	\$149.00
	STITCH & HAND	7200-22.TXCRM	THE BASIC 22" ESSENTIAL PILLOW Performance Textured Cream Linen  SEE TERMS & CONDITIONS FOR SPECIAL CONSIDERATIONS	22"	5"	22"	2 PCS / 1 CTN	0.045	1.602	12	5	\$179.00	\$149.00
	STITCH & HAND	7200-22.WSMK	THE BASIC 22" ESSENTIAL PILLOW LiveSmart Walden-Smoke	22"	5"	22"	2 PCS / 1 CTN	0.045	1.602	12	5	\$169.00	\$139.00
	STITCH & HAND	7200-26.BOU-SNO	THE BASIC 26" ESSENTIAL EURO PILLOW LiveSmart Bouclé-Snow	26"	5"	26"	2 PCS / 1 CTN	0.045	1.602	21	7.9	\$199.00	\$169.00
	STITCH & HAND	7200-26.DDOV	THE BASIC 26" ESSENTIAL EURO PILLOW Dark Dove Velvet	26"	5"	26"	2 PCS / 1 CTN	0.045	1.602	20	7.5	\$199.00	\$169.00
	STITCH & HAND	7201-34.BOU-SNO	THE BASIC 34" ESSENTIAL DUTCH PILLOW LiveSmart Bouclé-Snow	34"	5"	26"	2 PCS / 1 CTN	0.045	1.603	27	10.4	\$239.00	\$199.00
	STITCH & HAND	7201-34.DDOV	THE BASIC 34" ESSENTIAL DUTCH PILLOW Dark Dove Velvet	34"	5"	26"	2 PCS / 1 CTN	0.045	1.603	26	10.1	\$239.00	\$199.00
	STITCH & HAND	7201-34.LGLIN	NEW FINISH THE BASIC 34" ESSENTIAL DUTCH PILLOW LiveSmart Gellar-Linen	34"	5"	26"	2 PCS / 1 CTN	0.045	1.603	26	10.1	\$239.00	\$199.00









ESSENTIALS FOR LIVING®

IMAGE	COLLECTION	ITEM #	DESCRIPTION	W	D	H	PCS/ CTN	CBM	CBF	GROSS LBS	NET LBS	MSRP	MAP
	STITCH & HAND	7202-20.DDOV/WB	THE NOT SO BASIC 20" ESSENTIAL PILLOW Dark Dove Velvet, Whiskey Brown Top Grain Leather Piping  SEE TERMS & CONDITIONS FOR SPECIAL CONSIDERATIONS	20"	5"	20"	2 PCS / 1 CTN	0.031	1.104	10	4	\$169.00	\$139.00
	STITCH & HAND	7202-20.PET/JUT	NEW FINISH THE NOT SO BASIC 20" ESSENTIAL PILLOW Petal Velvet, Jute Flat Piping  SEE TERMS & CONDITIONS FOR SPECIAL CONSIDERATIONS	20"	5"	20"	2 PCS / 1 CTN	0.031	1.104	10	4	\$159.00	\$129.00
	STITCH & HAND	7202-22.BOU-SNO/WB	THE NOT SO BASIC 22" ESSENTIAL PILLOW LiveSmart Bouclé-Snow, Whiskey Brown Top Grain Leather Piping  SEE TERMS & CONDITIONS FOR SPECIAL CONSIDERATIONS	22"	5"	22"	2 PCS / 1 CTN	0.045	1.602	12	5	\$179.00	\$149.00
	STITCH & HAND	7202-22.CAR/JUT	NEW FINISH THE NOT SO BASIC 22" ESSENTIAL PILLOW Caramel Velvet, Jute Flat Piping  SEE TERMS & CONDITIONS FOR SPECIAL CONSIDERATIONS	22"	5"	22"	2 PCS / 1 CTN	0.045	1.602	12	5	\$179.00	\$149.00
	STITCH & HAND	7202-22.DEN/WB	NEW FINISH THE NOT SO BASIC 22" ESSENTIAL PILLOW Denim Velvet, Whiskey Brown Top Grain Leather Piping  SEE TERMS & CONDITIONS FOR SPECIAL CONSIDERATIONS	22"	5"	22"	2 PCS / 1 CTN	0.045	1.602	12	5	\$179.00	\$149.00
	STITCH & HAND	7202-22.HNAT/DDOV	THE NOT SO BASIC 22" ESSENTIAL PILLOW Howell Natural, Dark Dove Velvet Piping	22"	5"	22"	2 PCS / 1 CTN	0.045	1.602	12	4.6	\$169.00	\$139.00
	STITCH & HAND	7202-22.HNAT/WB	THE NOT SO BASIC 22" ESSENTIAL PILLOW Howell Natural, Whiskey Brown Top Grain Leather Piping  SEE TERMS & CONDITIONS FOR SPECIAL CONSIDERATIONS	22"	5"	22"	2 PCS / 1 CTN	0.045	1.602	12	4.7	\$179.00	\$149.00
	ESSENTIALS	6551-22.IVT/BIS	NEW FINISH THE NOT SO BASIC 22" ESSENTIAL PILLOW Ivanhoe Toast, Performance Bisque French Linen Piping  SEE TERMS & CONDITIONS FOR SPECIAL CONSIDERATIONS	22"	5"	22"	2 PCS / 1 CTN	0.035	1.236	6	2	\$159.00	\$129.00








ESSENTIALS FOR LIVING®

IMAGE	COLLECTION	ITEM #	DESCRIPTION	W	D	H	PCS/ CTN	CBM	CBF	GROSS LBS	NET LBS	MSRP	MAP
	STITCH & HAND	7202-22.OLV/WB	THE NOT SO BASIC 22" ESSENTIAL PILLOW Olive Velvet, Whiskey Brown Top Grain Leather Piping  SEE TERMS & CONDITIONS FOR SPECIAL CONSIDERATIONS	22"	5"	22"	2 PCS / 1 CTN	0.045	1.602	12	5	\$179.00	\$149.00
	ESSENTIALS	6551-22.WSTO/IVT	NEW FINISH THE NOT SO BASIC 22" ESSENTIAL PILLOW LiveSmart Walden-Stone, Ivanhoe Toast Piping  SEE TERMS & CONDITIONS FOR SPECIAL CONSIDERATIONS	22"	5"	22"	2 PCS / 1 CTN	0.035	1.236	6	2	\$159.00	\$129.00
	STITCH & HAND	7203-20.BOU-SNO/WB	THE NOT SO BASIC 20" ESSENTIAL LUMBAR PILLOW LiveSmart Bouclé-Snow, Whiskey Brown Top Grain Leather Piping  SEE TERMS & CONDITIONS FOR SPECIAL CONSIDERATIONS	20"	5"	13"	2 PCS / 1 CTN	0.021	0.729	8	3	\$119.00	\$99.00
	STITCH & HAND	7203-20.CAR/JUT	NEW FINISH THE NOT SO BASIC 20" ESSENTIAL LUMBAR PILLOW Caramel Velvet, Jute Flat Piping  SEE TERMS & CONDITIONS FOR SPECIAL CONSIDERATIONS	20"	5"	13"	2 PCS / 1 CTN	0.021	0.729	8	3	\$129.00	\$109.00
	STITCH & HAND	7203-20.WSMK/LMIVO	THE NOT SO BASIC 20" ESSENTIAL LUMBAR PILLOW LiveSmart Walden Smoke, LiveSmart Machale-Ivory Piping	20"	5"	13"	2 PCS / 1 CTN	0.021	0.729	8	3	\$109.00	\$89.00
	STITCH & HAND	7203-34.WSMK/LMIVO	THE NOT SO BASIC 34" ESSENTIAL LUMBAR PILLOW LiveSmart Walden Smoke, LiveSmart Machale-Ivory Piping	34"	5"	13"	2 PCS / 1 CTN	0.036	1.254	11	4.5	\$149.00	\$129.00
	STITCH & HAND	7204-22.WHBRN/JUT	THE BETTER TOGETHER 22" ESSENTIAL PILLOW Whiskey Brown Top Grain Leather, Jute  SEE TERMS & CONDITIONS FOR SPECIAL CONSIDERATIONS	22"	5"	22"	2 PCS / 1 CTN	0.045	1.589	7	2.5	\$239.00	\$199.00
	STITCH & HAND	7206-20.BOU-SNO/WB	THE SPLIT DECISION 20" ESSENTIAL PILLOW LiveSmart Bouclé-Snow, Whiskey Brown Top Grain Leather Stripe  SEE TERMS & CONDITIONS FOR SPECIAL CONSIDERATIONS	20"	5"	20"	2 PCS / 1 CTN	0.031	1.095	10	4	\$149.00	\$129.00

ESSENTIALS FOR LIVING®

IMAGE	COLLECTION	ITEM #	DESCRIPTION	W	D	H	PCS/ CTN	CBM	CBF	GROSS LBS	NET LBS	MSRP	MAP
	STITCH & HAND	7207-20.BOU-SNO/WB	THE SPLIT DECISION 20" ESSENTIAL LUMBAR PILLOW LiveSmart Bouclé-Snow, Whiskey Brown Top Grain Leather Stripe <small>SEE TERMS & CONDITIONS FOR SPECIAL CONSIDERATIONS</small>	20"	5"	13"	2 PCS / 1 CTN	0.021	0.742	8	3	\$119.00	\$99.00
	STITCH & HAND	7206-22.LGLIN/TXCRM	NEW FINISH THE SPLIT DECISION 22" ESSENTIAL PILLOW LiveSmart Gellar-Linen, Performance Textured Cream Linen <small>SEE TERMS & CONDITIONS FOR SPECIAL CONSIDERATIONS</small>	22"	5"	22"	2 PCS / 1 CTN	0.031	1.104	12	5	\$169.00	\$139.00
	STITCH & HAND	7210-22.TXCRM/LMIVO	THE LITTLE BIT COUNTRY 22" ESSENTIAL PILLOW Performance Textured Cream Linen, LiveSmart Machale-Ivory Flange <small>SEE TERMS & CONDITIONS FOR SPECIAL CONSIDERATIONS</small>	22"	5"	22"	2 PCS / 1 CTN	0.045	1.589	13	5	\$179.00	\$149.00
ACCESSORIES													
	BELLA ANTIQUE	9020-5.BW-PNE	CINQ WOOD LINK Black Wash Pine <small>SEE TERMS & CONDITIONS FOR SPECIAL CONSIDERATIONS</small>	20"	1"	3.75"	1 PC / 1 CTN	0.005	0.177	1	0.8	\$199.00	\$169.00
	BELLA ANTIQUE	9020-5.SGRY-PNE	CINQ WOOD LINK Smoke Gray Pine <small>SEE TERMS & CONDITIONS FOR SPECIAL CONSIDERATIONS</small>	20"	1"	3.75"	1 PC / 1 CTN	0.005	0.177	1	0.8	\$199.00	\$169.00
	BELLA ANTIQUE	9020-5.WW-PNE	CINQ WOOD LINK White Wash Pine <small>SEE TERMS & CONDITIONS FOR SPECIAL CONSIDERATIONS</small>	20"	1"	3.75"	1 PC / 1 CTN	0.005	0.177	1	0.8	\$199.00	\$169.00
	WOVEN	6890.DOV	NEW CREW ROPE LINK Dove Flat Rope	16.5"	8"	8"	1 PC / 1 CTN	0.013	0.466	5	4	\$139.00	\$119.00
	WOVEN	6890.WHT	NEW CREW ROPE LINK White Speckle Flat Rope	16.5"	8"	8"	1 PC / 1 CTN	0.013	0.466	5	4	\$139.00	\$119.00

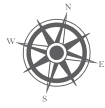
ESSENTIALS FOR LIVING®

IMAGE	COLLECTION	ITEM #	DESCRIPTION	W	D	H	PCS/ CTN	CBM	CBF	GROSS LBS	NET LBS	MSRP	MAP
MIRRORS													
	TRADITIONS	6112.NG	BEVEL MIRROR Natural Gray Acacia <small>Ⓣ SEE TERMS & CONDITIONS FOR SPECIAL CONSIDERATIONS</small>	47"	4"	79"	1 PC/ 1 CTN	0.532	18.777	176	143	\$1,419.00	\$1,199.00
	BELLA ANTIQUE	8066.CRM/GRY-PNE	CADON MIRROR Cream Pine, Gray Pine <small>ⓑⓐ SEE TERMS & CONDITIONS FOR SPECIAL CONSIDERATIONS</small>	37"	3"	87"	1 PC/ 1 CTN	0.315	11.124	85	75	\$1,199.00	\$999.00
	BELLA ANTIQUE	8065.SGRY-PNE	NEW FINISH ESTATE MIRROR Smoke Gray Pine <small>ⓑⓐ SEE TERMS & CONDITIONS FOR SPECIAL CONSIDERATIONS</small>	50"	4.25"	89.75"	1 PC/ 1 CTN	0.605	21.366	84	78	\$1,699.00	\$1,449.00
	STITCH & HAND	6690.MBO	GRID MIRROR Matte Black Oak	46"	1.5"	85"	1 PC/ 1 CTN	0.393	13.879	129	88	\$1,649.00	\$1,399.00
	STITCH & HAND	6691.MBO	NEW GRID ARCHED MIRROR Matte Black Oak	46"	2"	84"	1 PC/ 1 CTN	0.393	13.879	129	83	\$1,699.00	\$1,439.00
	BELLA ANTIQUE	8067.WW-PNE	LANEY MIRROR White Wash Pine <small>ⓑⓐ SEE TERMS & CONDITIONS FOR SPECIAL CONSIDERATIONS</small>	20"	1.5"	79"	1 PC/ 1 CTN	0.13	4.591	40	32	\$699.00	\$599.00
	BELLA ANTIQUE	8064.SGRY-PNE	VENETIAN MIRROR Smoke Gray Pine <small>ⓑⓐ SEE TERMS & CONDITIONS FOR SPECIAL CONSIDERATIONS</small>	47.25"	1.5"	78.75"	1 PC/ 1 CTN	0.329	11.619	92	85	\$1,649.00	\$1,399.00

ESSENTIALS FOR LIVING®



STAR INTERNATIONAL®
FURNITURE, INC.



ORIENT EXPRESS FURNITURE®

TERMS AND CONDITIONS

California Headquarters: 19511 Pauling, Foothill Ranch, CA 92610 USA

Tel: (949)858-2100 Fax: (949)858-2044 Email: info@EssentialsForLiving.com Website: www.EssentialsForLiving.com

ORDER PLACEMENT

Orders may be placed by email, fax, or through our website. All placed orders are subject to acceptance by Essentials For Living and will be confirmed within two (2) business days. Included with your order confirmation will be any forms required to ship or release your order. Essentials For Living requests a minimum of \$1,000.00 per order (prior to freight & misc. charges). All orders under the \$1,000.00 minimum order requirement are subject to possible cancellation.

PRICING

Prices are listed in U.S. dollars. Prices are FOB Foothill Ranch, CA or High Point, NC and are subject to change without notice.

PAYMENT

All accounts are opened under prepayment terms. Valid forms of payment include credit card (Visa, MasterCard, and American Express), check (NSF checks are subject to a \$35.00 processing charge) and wire transfer. All other payment terms are subject to credit approval and acceptance by Essentials For Living. Past due accounts are subject to a 1.5% interest charge per month. Credit cards will be accepted only from the entity holding an account with Essentials For Living. Payments from third parties will not be accepted. Check payments must clear the bank before goods are released for shipment or pick-up. Customers with international "bill to" or "ship to" addresses are required to submit payment via wire transfer or ACH.

ORDER INFORMATION

All in-stock orders older than 10 business days will be cancelled. Exceptions will be made for orders containing

items on backorder. Customer may request to exceed the 10 day deadline for order pick-up or delivery. This request must be made in writing and approved by Essentials For Living. In this case, storage charges would then apply. In order to avoid errors, only orders placed by email, fax, or through our website will be accepted. We strongly recommend account holders use exact Essentials For Living item numbers, descriptions, and finish options when placing orders to avoid costly errors.

Account holders should submit their orders referencing Purchase Order names or numbers. Any changes to orders must be received in writing through email or fax. No verbal changes to orders will be accepted.

Special Orders: Delivery times vary by collection and are subject for change beyond Essentials For Living's control. All special orders are subject to a deposit.

USE OF TRADEMARKS AND COPYRIGHTS

Essentials For Living is the sole owner of all photographs, product names, product descriptions, item numbers, brand names and any other promotional marketing material found on our website, catalogs and printed materials. Any reproduction or reuse of these assets without prior written approval from Essentials For Living may constitute copyright infringement which will result in legal action to correct any violations and remedy to the fullest extent of the law.

AUTHORIZED SALES CHANNELS

Essentials For Living is a wholesale distributor of goods and reserves the right to control what sales channels are used to promote its products. Any requests to remove products

from sales channels, whether digital or physical, must be immediately respected. Deviation from this policy will result in secession of business relations between the offending party and Essentials For Living.

STORAGE

Essentials For Living will hold orders for a maximum of 10 business days from the date that the orders is complete and available to ship. After 10 business days, the order will be cancelled if enrollment in our fee-based storage program has not been requested by the customer. In order to participate in the storage program, the order must first be paid in full and the customer must agree that the payment will not be refunded and that the order may not be cancelled. The fee to store products in Essentials For Living's warehouse is 1% of the order total, per week and the charge occurs on the first business day of the week (typically a Monday). The minimum overall storage charge per order is \$100.00.

DELIVERY OPTIONS

Essentials For Living provides numerous options to receive goods. Unless the customer's preferred shipping method is established, Essentials For Living will need to know how you intend to receive goods at the time of order placement. Below are our current procurement options. All customers or their authorized carrier must provide their specific Essentials For Living order number before goods will be released. All orders will be shipped by Essentials For Living from the warehouse nearest the customer's specified receiving location. Will Call customers and customers using their own carrier may specify their warehouse of choice. If a transfer is requested

by the customer in order to allow items to be available at the warehouse closest to them, a transfer fee will be assessed at the rate of \$50.00 per cubic meter. Not all items are eligible for transfer, such as delicate pieces, over or under-sized products, or closeout items. All transfers are at the sole discretion of Essentials For Living.

Will Call (Pick-Up): Orders may be picked-up from either of our warehouses at no charge. Will Call hours are Monday through Friday 9:00am - 4:30pm, excluding Holidays. Orders will be made available for pick up two (2) business days after payment has been received.

EFL Freight Program (EFL-FP): Essentials For Living will ship your order utilizing common freight carriers when electing to ship through EFL-FP. Current pricing for this service may be found on our website or provided upon request. Published rates apply to business-to-business shipments going to a commercial receiving location equipped with an elevated loading dock. Requests for lift gate services or a delivery appointment will result in additional fees. Customer will be billed any additional charges if carrier renders additional services. Rates are applicable to regular pricing only. Discounted items will be charged based on regular prices. All in-stock orders shipping through EFL-FP will ship from either warehouse within five (5) business days after payment has been processed and all required forms are received. This service is not available to customers in the E-Commerce program.

Customer Preferred Carrier: Orders may be picked-up from either of our warehouses on a "collect" basis by a carrier of your choosing. Your order will be palletized and released to your carrier who will then bill you directly for the cost of freight. Charges for freight will not be added to your order and Essentials For Living is not liable for any charges or freight damages incurred by selecting this shipping option.

Pallet Fee: Customers requesting palletization of items being picked-up by a common carrier or via will-call will be assessed a palletization fee of \$100.00.

DELIVERY TERMS

Drop Shipment: We recommend all merchandise is sent

directly to the account holder. Any shipment not being shipped directly to the account holder is considered a "drop shipment" because it is going to a third party. Should you elect to ship to a third party receiver, you will be required to sign a Drop Ship Release Form. If you elect to drop-ship, you are accepting liability regarding freight damage once the Bill of Lading (BOL) is signed free and clear by your receiver. Fees may apply to drop ship orders.

Receiving Requirements: All items must be inspected upon receipt. It is the receiver's responsibility to clearly note any damage to packaging or shrink wrap on the Bill of Lading (BOL). All damages must be reported to Essentials For Living within the timeframes listed under "Damage and Freight Claims" in these Terms and Conditions.

Freight Liability: Essentials For Living reserves the right to refuse any shipment due to a heightened risk of freight damage or excessive freight costs. Especially vulnerable to freight damage are small shipments and/or shipments containing fragile items such as glass, mirrors, stone, and/or concrete. Should you elect to ship an order with a heightened risk of damage you will be required to sign a Freight Liability Release Form prior to the release of goods.

Carton Breakage Fee: There will be a charge of \$35.00 per item for articles purchased in less than carton/pack quantities.

LIMITED WARRANTY

Essentials For Living provides the original purchaser or customer of record with a one (1) year limited warranty from the date the original purchaser receives merchandise. Essentials For Living may repair, replace, or credit any piece of furniture determined to be defective in material or workmanship at its sole discretion. Incidental costs such as freight and labor are not included. Craftsmanship and/or use of natural materials in the Essentials For Living product line may cause minor variations to occur in certain pieces. This warranty does not cover these variances. Essentials For Living's limited warranty does not cover any items sold "AS IS," floor samples, or closeout items.

Improper Care and Use: Essentials For Living will not repair, replace, or credit any product that has been subjected to

improper care, accident, abuse, commercial use, alteration, misuse, or damage cause by fire, natural disaster, or any other act of God.

WARRANTY CLAIMS

VERY IMPORTANT: IF ORIGINAL CARTONS/PACKAGING HAVE BEEN DISCARDED, THE CLAIM WILL NOT BE ACCEPTED.

Warranty Claims and Parts Request: To initiate a warranty claim, the account holder must submit a completed Claim Form along with all supporting documents and required photographs. Claim forms and part requests may be completed at www.EssentialsForLiving.com/Claims. General parts inquiries can be made to Claims@EssentialsForLiving.com. Closeout and clearance items are sold 'as is' and are considered final sale. Limited claims pertaining to manufacturing defects may be considered for these items. Decisions regarding claims made to Essentials For Living are final and shall be governed by the prevailing Terms and Conditions.

DAMAGE AND FREIGHT CLAIMS

Claims of this nature are handled differently depending on the method in which you have chosen to receive your items. See below regarding your receiving requirements and filing deadlines unique to your chosen shipping method.

- **EFL Freight Program (EFL-FP):** Essentials For Living will facilitate freight claims for you provided any freight damage or shortage is clearly noted on the Bill of Lading (BOL) and Essentials For Living is notified of freight damage or shortage within two (2) business days. Any concealed damage must be reported to Essentials For Living within five (5) business days of receipt of goods. Concealed damage refers to product damage not apparent at receiving because the carton containing goods is in perfect condition. Any repair costs must be pre-approved by Essentials For Living to qualify for reimbursement. A Claim Form along with digital photographs of damaged goods and cartons will be required to open a claim. A Claim Form may be provided upon request or downloaded on our website. Buyer agrees to keep all original goods, cartons, and packaging until the claim is settled. Failure

to inspect merchandise within the time frames outlined above and/or notation of freight damage or shortage on the Bill of Lading (BOL) will result in a denial of claims.

- **Customer Preferred Carrier or Will Call (Pick-Up):** Essentials For Living will not be liable for any damages occurring during the transportation of goods. All items are signed for as in good condition by you or your hired carrier when retrieved from our warehouse. Should freight arrive with damages or shortage, the customer will be responsible for filing a freight claim with their carrier and any costs associated with obtaining any replacement product(s). Any concealed damages must be reported to Essentials For Living within ten (10) business days of the departure of items from our warehouse or within five (5) business days of receipt, whichever occurs first. Any repair costs must be pre-approved by Essentials For Living to qualify for reimbursement.
- **Defective or Damaged Glass Policy:** All glass items are inspected, packed, and shipped in perfect and unbroken condition. It is the responsibility of the customer to inspect all glass products during receiving for cracks or defects and note any defects or damage on the Bill of Lading (BOL). **FAILURE TO ACKNOWLEDGE DEFECTIVE OR FREIGHT DAMAGED GLASS AT THE TIME OF RECEIPT MAY RESULT IN DENIAL OF CLAIM BY Essentials For Living OR FREIGHT CARRIER.**

Remedy Process: Essentials For Living's process for addressing approved claims will start with sending any replacement part(s) or components if possible. Should additional action need to be taken, Essentials For Living will discount, repair, or replace an item at our discretion.

Charge Backs: Under no circumstances will Essentials For Living accept automatic charge backs. We will not accept charges for any reason unless prior written authorization is provided by Essentials For Living.

PRODUCT RETURNS

Essentials For Living does not accept returns or exchanges without a Return Authorization. Returns for Buyer's Remorse will not be accepted under any circumstances. Returns will

only be accepted for new goods in unopened cartons that are in perfect condition. If Essentials For Living approves an item replacement exchange (i.e. a new item is provided and the original item is returned to Essentials For Living), then the customer will be responsible for paying for the cost of the replacement item including the shipping fees. A credit or refund will be issued when the original claimed item has been returned and received by Essentials For Living.

The customer has 14 days to return the original item and must have freight prepaid by the account holder. After the 14 days, the claim is considered closed and returns/refunds will no longer be accepted/issued for the original claimed item. Upon verifying receipt and condition of the original claimed item, Essentials For Living will issue a credit or refund to the customer for the replacement item cost. All returns must be issued a Return Authorization within 14 days from original shipment date and returned in original Essentials For Living cartons with all internal packaging material and assembly hardware present. All returns must have freight prepaid by the account holder. Goods sent freight collect will not be accepted. A **20% restocking fee** applies to all returned goods. The restocking fee is based on the regular cost of goods. Special order items are made-to-order and cannot be returned for any reason except through an approved claim. If a returned item is not returned in new and unused condition, contained within the original carton, and accompanied with all original packaging material, the return will not be accepted. Should a return be shipped to Essentials For Living without a Return Authorization, or is rejected due to nonconformity with this policy, the account holder will be responsible to arrange for the item to be picked up and returned to them. Any such items not picked up within 60 days will be disposed of. It is the account holder's responsibility to properly package authorized returns to prevent damage. Returns arriving damaged due to poor packing will not be credited. Floor samples, closeouts, and clearance items are considered "as is" and are final sale. These "as is" items are not eligible for return. No credit will be issued for rejected or unauthorized returns. Limited claims pertaining to manufacturing defects may be considered for these items. Decisions regarding claims made to Essentials For Living are final and shall be governed by the prevailing Terms and Conditions.

REIMBURSEMENTS

Credits and standard deductions should be applied to payments as soon as possible and it is customer's responsibility to ensure this is done. If an agreed upon credit or deduction is not taken within three (3) months of the invoice date of the order the credit or deduction amount will be forfeited. Credits or deductions can only be applied to future orders, refund payments will not be provided by Essentials For Living.

PRODUCT VARIANCE

Essentials For Living products conform to samples displayed in our catalogs, website and showroom floors. Photographs may not be an accurate representation of color – variation is to be expected. Products made of natural materials may include unavoidable variation in color, texture, uneven grain, blemishes, marks, scratches, and cracks. These are not defects, but the materials natural characteristics. By ordering these products, you accept the characteristics unique to each item.

PRODUCT DELAY

Essentials For Living makes every effort to provide accurate lead times and adhere to our commitment dates. However, these dates are estimates and are subject to change beyond our control. Essentials For Living is not liable or responsible for any direct, indirect, consequential, or incidental losses or damages due to delays.

INACCURACY DISCLAIMER

The materials and information in our General Price List, Catalog, and/or Website may include typographical errors, inaccuracies, or omissions that may relate to product descriptions, pricing, and/or product availability. Essentials For Living reserves the right to correct, update, or change any errors, inaccuracies, or omissions at any time without prior notice (including previously submitted orders).

Essentials For Living will not be liable or responsible for any direct, indirect, consequential, or incidental losses or damages as a result of typographical errors, inaccuracies, or omissions that may relate to product descriptions, pricing, and availability.

SPECIAL CONSIDERATIONS FOR THE FOLLOWING COLLECTIONS AND FINISHES

BA **Bella Antique Collection** products are made with natural stone, antiqued metal, concrete, and reclaimed wood. These products include unavoidable variation in color, texture, uneven grain, blemishes, scratches, marks, and cracks. **Fabric** finishes made with natural materials feature unavoidable dye lot variation.

These features are not defects, but rather the material's natural characteristics. By ordering products from this collection, you accept the characteristics unique to each item and agree that no claims will be approved regarding these natural variations. Special care should be taken to protect the natural finishes.

BB **Bronze Bay Collection's Marble** is a 100% natural stone product. Each marble slab has a surface that features variation in color, veining, texture and density. As such, variance from piece to piece is to be expected. The existence of minor visible natural cracks or slight blemishes in the surface of the marble should be expected. By ordering products from this collection, you accept the natural characteristics unique to each item and agree that no claims will be approved regarding these natural variations. Special care should be taken to protect the marble's finish.

D **District Collection's Concrete** is a fiber-reinforced material comprised of granite stone powder, cement, natural jute fibers and water. Although not considered a defect, non-structural hairline cracks are possible as a result of shrinkage and the natural curing process. Outdoor items containing Concrete should not be left outside in extreme weather such as freezing temperatures, snow and ice. By ordering products from this collection, you accept the natural characteristics unique to each item and agree that no claims will be approved regarding these natural variations. Special care should be taken to protect this finish.

E **Essentials Collection's Fabric** finishes made with natural materials feature unavoidable dye lot variation.

Vegan Leather is not genuine leather, it is a leather alternative made with a durable PU product that mimics the look and feel of real leather and should be cared for according to recommended guidelines for WS fabric cleaning.

SH **Stitch & Hand Collection's Top Grain Leather** is made from natural cow hides. These hides may contain creases, small blemishes and unavoidable variances in color. Each piece is unique and any variation should be considered part of the beauty of this natural product.

Synthetic Leather is not genuine leather, it is a man-made product and should be cleaned with oil-based products such as Murphy's Oil. Alcohol-based cleaners should not be used on this finish. **Fabric** finishes made with natural materials feature unavoidable dye lot variation.

T **Traditions Collection's Carrera Marble** is a 100% natural stone product imported from Italy. Each marble slab has a surface that features variation in color, veining, texture and density. As such, variance from piece to piece is to be expected. The existence of minor visible natural cracks or slight blemishes in the surface of the marble should be expected. The **White Concrete** finish is a handcrafted natural polystone material that features variation in color, texture and density. The **Faux Shagreen** finish is meant for indoor use only. This material is created by pouring a liquid resin mixture into a mold to recreate the look and feel of real Stingray skin. This process produces an unavoidable variance in both color and texture. The mold used creates panels which are then adhered to each piece of furniture resulting in the characteristic seaming. Because this is done by hand, varying degrees of seam visibility are to be expected. The **Acacia, Ash, and Oak Veneer** finishes are wire-brushed to create a textured surface. This process accentuates the natural grain of the wood and creates a variation in both color and texture. The existence of natural knots, cracks, scratches, and marks in the surface of the wood should be expected. The **Natural Rattan** finish is a natural material that includes unavoidable variation in color, texture, blemishes and

marks. **Fabric** finishes made with natural materials feature unavoidable dye lot variation. **Vegan Leather** is not genuine leather, it is a leather alternative made with a durable PU product that mimics the look and feel of real leather and should be cared for according to recommended guidelines for WS fabric cleaning.

These features are not defects, but rather the material's natural characteristics. By ordering products from this collection, you accept the natural characteristics unique to each item and agree that no claims will be approved regarding these natural variations. Special care should be taken to protect these finishes.

W **Woven Collection's Gray Teak** is solid teak wood finished with a solution that expedites the aging process of teak to a natural silver tone. Over time, the natural weathering of Gray Teak will cause its appearance to change in color and texture, with possible marks and cracks. **Fabric** finishes made with natural materials feature unavoidable dye lot variation. **Abaca Rope** is a natural material that includes stray fibers and unavoidable variation in color, texture, blemishes and marks.

These features are not defects, but rather the material's natural characteristics. By ordering products from this collection, you accept the natural characteristics unique to each item and agree that no claim will be approved regarding these natural variations. Special care should be taken to protect these natural finishes.

EFL Freight Program

A Simplified Freight Program With Value

Program Benefits

- No surprise freight charges
- Control your gross profit margins at the point of sale
- No need to have freight payment ready upon delivery
- Hassle-free freight claims* – we take care of it
- Ship small orders faster with reasonable minimum freight rates
- No need to deal with freight carriers – our logistics department can answer all your shipment questions

Terms & Conditions

- To receive the 16% rate or a \$300.00 minimum shipping fee (whichever is greater), orders must originate from the closest warehouse to the customer's specified receiving location. Should a customer request shipping from a farther warehouse, a shipping rate of 26% will be applied or a \$600.00 minimum shipping fee (whichever is greater). This fee does not apply to shipments when the majority of the order is oversized upholstered items such as club chairs, sofas and beds. These orders will be quoted due to higher than normal freight rates. EFL may refuse to ship certain individual items such as concrete

- dining tables and mirrors due to a high risk of breakage.
- Rates apply to business-to-business shipments only within the contiguous United States of America.
- Lift gate service, delivery appointments, inside delivery, non-commercial deliveries, and address changes will incur additional charges. Customer will be billed additional charges if freight carrier renders additional services not collected prior to shipment departure.
- Special or additional requests must be presented at the time of ordering to avoid costly charges once the order has shipped.

- Program applies to direct shipping points only.
- All orders submitted under this program are subject to Essentials For Living's approval.
- Rate is applicable to regular pricing only. Items with special pricing or additional discounts will be charged at regular pricing.
- Originating shipment location is at the sole discretion of Essentials For Living and shipments through this program may be denied for certain orders.





www.EssentialsForLiving.com

© 2024 Star International Furniture, Inc. All Rights Reserved.