













ASSEMBLY INSTRUCTIONS | CHELSEA ROUND DINING TABLE

PARTS CHECKLIST		
A		Table Leg (1pc)
B		Table Base (1pc)
C		Table Top (1pc)
D		Bolt $\varnothing 8 \times 50\text{mm}$ (4pcs)
E		Allen Key (1pc)
F		Washer $\varnothing 8$ (4pcs)
G		Spring Washer $\varnothing 8$ (4pcs)
H		Nut $\varnothing 10$ (1pc)
I		Spring Washer $\varnothing 10$ (1pc)
J		Washer $\varnothing 10 \times 28 \times 2$ (1pc)
K		Wrench $\varnothing 10$ (1pc)



Step 1

