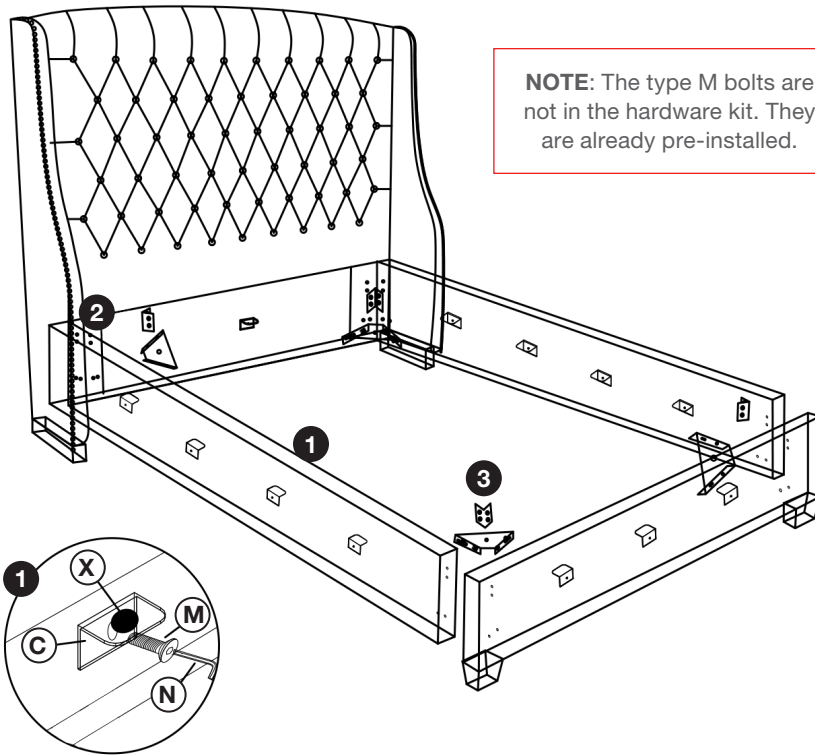


ASSEMBLY INSTRUCTIONS | SLOAN UPHOLSTERED BED



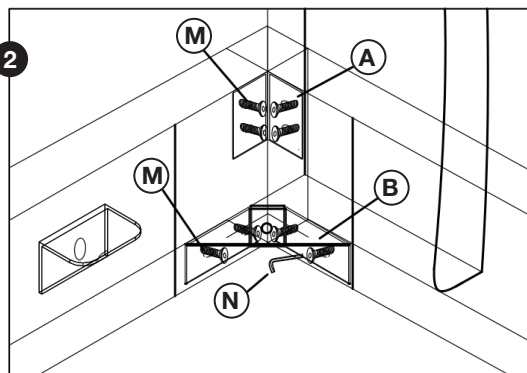
PARTS CHECKLIST		
A		Angle Irons (4 pcs)
B		Angle Irons (4 pcs)
C		Angle Irons (12 pcs)
M		Bolts 30x8mm (44 pcs)
N		Allen Key (1 pc)
X		Black Cotton Pad (12 pcs)
Y		Stand - 22cm Height (2 pcs)

Step 1

Install type C angle irons on the headboard, side rails and footboard, then paste type X cotton pads on top of type C angle irons

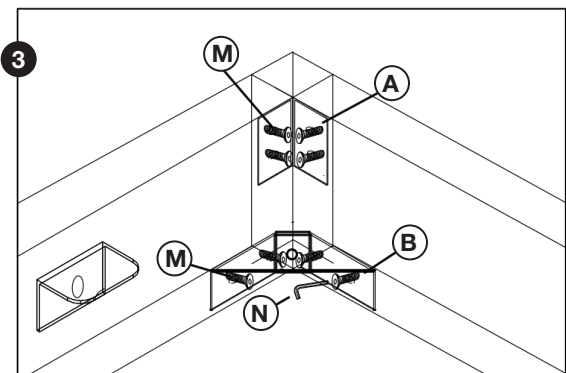
Step 2

Install type A/B angle irons to connect the headboard and side rails



Step 3

Use type A/B angle irons to connect the side rails and footboard



Step 4

Install the type Y stand to the middle of the slat. Type Y stand can be adjusted further as needed.

