

ASSEMBLY INSTRUCTIONS | NOBLE NIGHTSTAND




IMPORTANT: This unit requires at minimum 2 people to assemble



DO NOT USE A DRILL FOR ASSEMBLY



PARTS CHECKLIST

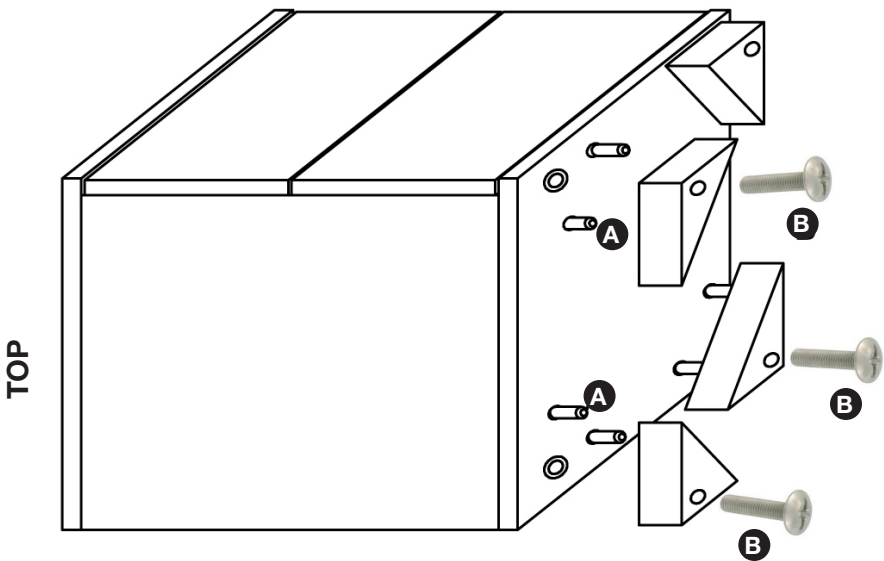
A		Wooden Dowels (8 pcs)
B		Screw for Feet (4 pcs)
C		Screw for Handles (4 pcs)

Top



Step 1

Turn the dresser on its back and attach the feet.



Step 2

Attach the handles

